



Split Plummer Block Housings SES

For shaft diameters
of 20 mm to 160 mm and $\frac{3}{4}$ inch to $5\frac{1}{2}$ inch

Foreword

New generation of housings

Plummer block housings SES represent a completely new generation of housings. Through the systematic further development of the proven FAG plumber block housings, Schaeffler can offer even greater efficiency and cost-effectiveness for machinery and plant.

Longer bearing life

The unique housing design leads to an increase in the life of the bearings fitted in the housing. This is achieved through optimised load distribution in the bearing, which results from the interaction of the bearing and housing geometry under load.

Advantages

The most important advantages of the newly developed plumber block housings SES can be summarised as follows:

- Longer bearing life due to the innovative housing design. This gives lower maintenance and downtime costs of the entire machine or plant.
- An improved material gives higher housing rigidity. As a result, the robust housing is even more suitable for aggressive environmental conditions.
- Optimal heat dissipation through large and uncoated support faces.
- A grease outlet hole allows the controlled escape of superfluous and used grease.
- Different sealing variants allowing matching to an environment with particular contaminant and dust conditions.
- The use of split labyrinth seals gives a considerable reduction in the work involved in replacing seals, especially in combination with the mounting of a split bearing.
- Markings identify sensor connection points for condition monitoring.
- Indentations indicating the shaft and bearing centre, ensuring rapid and simple alignment of the housing.
- Simplified mounting due to integrally cast tightening torque specification in the upper section of the housing.
- Serial numbering on both halves of the housing, ensuring their correct allocation. This prevents incorrect transposition between the pairs of upper and lower housing sections.
- Simplified housing selection due to a new system of housing designations based on ISO 113.

Schaeffler housing range

Schaeffler offers an extensive range of bearing housings and housing units.

Further information

- Catalogue GK 1, Bearing Housings
<https://www.schaeffler.de/std/1F7F>
- Catalogue SG 1, Radial Insert Ball Bearings and Housing Units
<https://www.schaeffler.de/std/1F80>

Split plummer block housings SES

	Page
Product overview	Split plummer block housings SES 4
Features	Modular concept..... 6
	Dimensions and interchangeability 6
	Suitable bearings 6
	Housing materials and corrosion protection 7
	Locating and non-locating bearings..... 7
	Advantages of the detailed design 8
	Seals and covers..... 10
	Housing configurations 14
	Lubrication 16
	Designation structure..... 21
	Ordering examples..... 24
Design and safety guidelines	Load carrying capacity 25
	Permissible shaft end designs..... 28
	Additional holes for foot screws and pins 29
	Mounting and dismounting 32
Accuracy 35
Dimension tables	Plummer block housings SES, split, for bearings with tapered bore and adapter sleeve, metric shaft 36
	Plummer block housings SES, split, for bearings with cylindrical bore, metric shaft 48
	Plummer block housings SES, split, for bearings with tapered bore and adapter sleeve, inch size shaft 66

Product overview Split plumber block housings SES

Plummer block housings Split

SES
(SES205 to SES522-619)



SES
(SES524-620 to SES532)



Accessories Double lip seals Felt seals

EDH



EFS



**Labyrinth seals
V ring seals**

ETS



0007EEBA

EDV



0001AD21

Taconite seals

ETC



0001AD2B

Covers

Plastic, usable up to +120 °C
Steel and FKM, usable up to +200 °C

EDK



0001AD6F

EDKT



0001AD23

Locating rings

FRM



0001AD2A

Split plummer block housings SES

Features

Split plummer block housings SES and the associated bearings form bearing arrangement units that can be matched, through the appropriate selection of accessories, to a wide range of applications. Applications include agricultural machinery, the paper processing industry, mining, materials processing, the steel industry and power stations.

Modular concept

The housings are designed in accordance with a modular concept. Each housing can be fitted with rolling bearings of various diameter and width series if they have the correct outside diameter for the housing.

Depending on their design, the bearings can be located either directly on the shaft or by means of an adapter sleeve. This gives different shaft diameters for the same bearing size. The spacings between the shaft and housing body are compensated by means of appropriately matched seals.

Dimensions and interchangeability

The dimensions of housings SES correspond to ISO 113 and DIN 736 to DIN 739. The housings SES are interchangeable with the existing housings SN, SNE and SNV.

Suitable bearings

Split plummer block housings SES are suitable for fitting with spherical roller bearings, barrel roller bearings and self-aligning ball bearings with a tapered or cylindrical bore, as well as with deep groove ball bearings, see table. The range of shaft diameters is 20 mm to 160 mm and $\frac{3}{4}$ inch to $5\frac{1}{2}$ inch.

Bearing types and sizes

Bearing type	Size
Spherical roller bearings	
with tapered bore and adapter sleeve	21306..-K to 21320..-K
	22205..-K to 22232..-K
	22308..-K to 22330..-K
	23218..-K to 23232..-K
with cylindrical bore	21304 to 21320
	22205 to 22232
	22308 to 22330
	23218 to 23232
Sealed spherical roller bearings	
with cylindrical bore	WS22205-E1-2RSR to WS22216-E1-2RSR
	WS22308-E1-2RSR to WS22311-E1-2RSR
Split spherical roller bearings	
with cylindrical bore	222SM55-TVPA to 222SM140-TVPA
	222S.203 to 222S.508
continued ▼	

Bearing types and sizes

Bearing type	Size
Self-aligning ball bearings	
with tapered bore and adapter sleeve	1205-K to 1224-K
	1304-K to 1320-K
	2205-K to 2222-K
	2305-K to 2320-K
with cylindrical bore	1205 to 1226
	1305 to 1320
	2205 to 2222
	2304 to 2320
Barrel roller bearings	
with tapered bore and adapter sleeve	20205-K to 20232-K
	20305-K to 20320-K
with cylindrical bore	20205 to 20232
	20304 to 20320
Deep groove ball bearings	
with cylindrical bore	6205 to 6232
	6304 to 6320
continued ▲	

Split spherical roller bearings

Unsplit spherical roller bearings with an adapter sleeve can be replaced by split spherical roller bearings. This gives a considerable reduction in the work associated with bearing replacement in numerous applications.

In order to ensure selection of the correct combination of housing and bearing, please contact us.

Further information

- Technical Product Information
 TPI 250, Split spherical roller bearings
<https://www.schaeffler.de/std/1F81>

Housing materials and corrosion protection

The standard material for the housing bodies is flake graphite cast iron EN-GJL-300 in accordance with DIN EN 1561 (suffix L). By agreement, housing bodies made from spheroidal graphite cast iron EN-GJS-400-15 in accordance with DIN EN 1563 (suffix D) are available.

All outer surfaces not machined by chip-forming methods have a universal paint coating (colour RAL 7016, anthracite grey). The coating can be finished using all synthetic resin, polyurethane, acrylic, epoxy resin, chlorinated rubber, nitrocellulose and acid-hardening hammer tone finishes.

Inner and outer surfaces machined by chip-forming methods are provided with anti-corrosion protection that can be easily removed. It is recommended that only volatile solvents and lint-free cloths should be used.

Locating and non-locating bearings

The bearing seats in the housing are machined such that the bearings are movable in the housing and can thus function as non-locating bearings. Locating bearing arrangements can be achieved by the insertion of one locating ring FRM on each side of the bearing outer ring. The bearing is thus seated in the centre of the housing. Locating rings must be ordered separately.

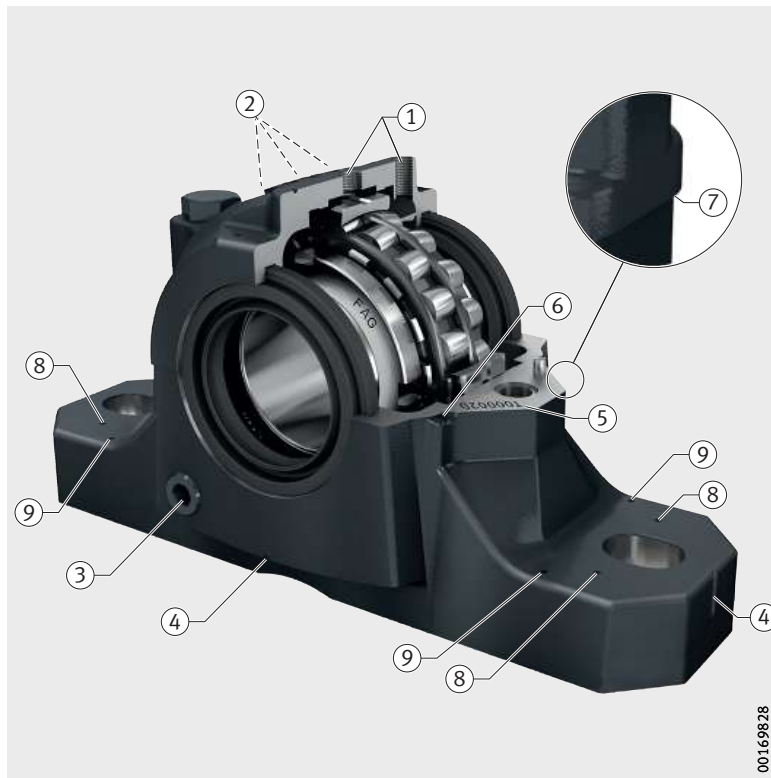
Split plummer block housings SES

Advantages of the detailed design

A large number of details in the housing design that are systematically matched to practical application allows a particularly flexible and economical usage of plummer block housings SES, *Figure 1*.

- ① Lubrication holes for central and lateral lubricant feed
- ② Marked connection points for condition monitoring
- ③ Grease outlet hole
- ④ Indentations indicating shaft and bearing centres
- ⑤ Marking of housing halves
- ⑥ Dismounting notches
- ⑦ Projection of upper housing section
- ⑧ Marked positions for additional fixing holes
- ⑨ Marked positions for pins

Figure 1
Advantages of the detailed design



Lubrication holes

Two lubrication holes M10×1 in the upper housing section enable central and lateral lubricant feed, *Figure 1*, ①. The central lubrication hole is connected to a long axial lubrication groove in the upper housing section and thus ensures supply of lubricant irrespective of bearing position to all bearing series that can be fitted. One button head lubrication nipple and one taper type lubrication nipple are included with the housing.

Marked connection points for condition monitoring

Cast-in pilot holes in the upper housing section indicate suitable connection points for condition monitoring, *Figure 1*, ②. We recommend the use of Schaeffler SmartCheck, a modular online measuring system for machine monitoring. Alternatively, other vibration sensors can also be connected.

The Schaeffler SmartCheck must be ordered separately. For detailed information, see TPI 214, Schaeffler SmartCheck, download at <https://www.schaeffler.de/std/1f82>.

Grease outlet hole	A grease outlet hole in the lower housing section allows the escape of used and superfluous grease during relubrication, <i>Figure 1, ③</i> .
Indentations indicating shaft and bearing centres	Indentations in the lower housing section indicate the shaft and bearing centres in the housing, <i>Figure 1, ④</i> . This allows rapid alignment and reduces mounting time.
Marking of housing halves	The upper housing section and lower housing section are matched to each other and must not be transposed with other housing halves. The serial numbering on both halves of the housing ensure their correction allocation, <i>Figure 1, ⑤</i> . Furthermore, the serial numbering allows traceability and simplified documentation.
Dismounting notches	Recessed dismounting notches on the interface of the housing halves make it easier to remove the upper housing section, <i>Figure 1, ⑥</i> .
Projection of upper housing section	The projection of the upper housing section prevents the collection of fluids and contaminants at the interface of the two housing halves, <i>Figure 1, ⑦</i> . This leads to reduced cleaning work and a lower risk of corrosion.
Marked positions for additional fixing holes	For the mounting of housings on T-beams, points in the lower housing section mark the positions for additional holes, <i>Figure 1, ⑧</i> .
Marked positions for pins	For additional fixing of the housing by means of pins, cast-in pilot holes in the lower housing section indicate the optimum position for the holes, <i>Figure 1, ⑨</i> .
Improved material	An improved material gives higher housing rigidity. As a result, the robust housing is even more suitable for aggressive environmental conditions.

Split plumber block housings SES

Seals and covers

For sealing of the bearing housings, the standard seals available are the labyrinth seal, the Taconite seal, the double lip seal, the V ring seal and the felt seal.

These seals are matched to the rectangular section annular slots on both sides of the housings. They are principally suitable for grease lubrication.

The seals must be ordered separately. They are supplied individually. If a continuous shaft is present, two seals must be ordered.

Special seals are also available by agreement.

Double lip seals EDH

The seal lips of the double lip seal EDH slide on the rotating shaft. The outer seal lip prevents ingress of contamination into the bearing. This effect is supported by the grease inserted between the seal lips during assembly. The inner lip prevents lubricant from escaping from the housing.

The seal is made from acrylonitrile butadiene rubber NBR and is suitable for circumferential velocities of up to 13 m/s.

For continuous operation, a maximum circumferential velocity of 6 m/s is recommended.

The seal is suitable for temperatures from $-40\text{ }^{\circ}\text{C}$ to $+100\text{ }^{\circ}\text{C}$. It allows shaft misalignment of up to $0,5^{\circ}$ in both directions.

The double lip seal EDH is a two-piece seal. It can be easily inserted in the annular slots in the housing. The parting joint of the seal halves should be in the same plane as the parting joint of the housing.

The contact running area on the shaft for the seal lips should have a roughness $Ra\ 3,2$.

Felt seals EFS

The seals are suitable for circumferential velocities of up to 5 m/s and, after running-in, up to 15 m/s. They can be used at temperatures up to $+100\text{ }^{\circ}\text{C}$. By agreement, aramide packing is available for high temperatures.

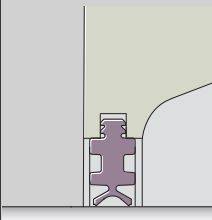
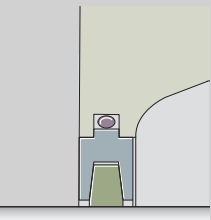
The permissible shaft misalignment is $0,5^{\circ}$ in both directions.

Felt seals EFS are particularly suitable for grease lubrication. They comprise an adapter holding the inserted, oil-impregnated felt strip and the adapter is secured against rotation by an O ring in the annular slot in the housing.

Labyrinth seals ETS	<p>Labyrinth seals ETS, give non-contact sealing. They are therefore suitable for high circumferential velocities. The O ring, which is pressed between the labyrinth ring and shaft, is made from fluoro rubber FKM and is suitable for temperatures of up to +200 °C.</p> <p>The labyrinth seal allows shaft misalignment of up to 0,5° in both directions.</p> <p>If necessary, the labyrinth can be relubricated. For this purpose, a lubrication hole must be made in the upper housing section for each labyrinth seal. The optimum positions are indicated by cast-in pilot holes.</p>
V ring seals EDV	<p>In the case of V ring seals EDV, the seal lip is in axial contact with the sliding surface which is located in the rectangular section annular slot of the housing.</p> <p>The seal is made from NBR and is suitable, when using grease lubrication, for circumferential velocities of up to 12 m/s. If circumferential velocities of more than 8 m/s are present, axial location is necessary. The seal allows shaft misalignment of up to 0,5° in both directions.</p>
Taconite seals ETC	<p>Taconite seals ETC are combined seals comprising a labyrinth seal and a V ring. These seals are suitable for extreme operating conditions in relation to contamination and dust. The V ring is made from NBR and is suitable for temperatures of up to +100 °C.</p> <p>The Taconite seal allows shaft misalignment of up to 0,5° in both directions.</p>
Covers EDK	<p>Covers are used in the case of housings closed on one side. The covers fit in the rectangular section annular slots in the housings. Covers EDK are made from plastic and are suitable for long term temperatures of up to +120 °C.</p> <p>The covers must be ordered separately.</p>
Covers EDKT	<p>Covers EDKT are made from steel and FKM. They are suitable for temperatures up to +200 °C. These covers should always be used in overhead and side mounting arrangements (regardless of the temperature).</p> <p>Covers are available by agreement.</p>
Characteristics and operating limits	<p>The characteristics and operating ranges of the standard seals and covers are compared in an overview, see table, page 12.</p>

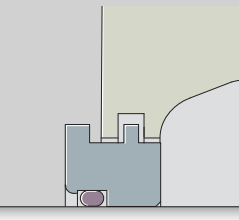
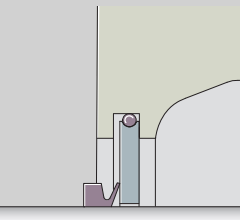
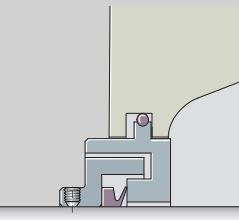
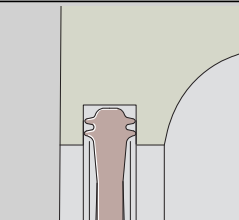
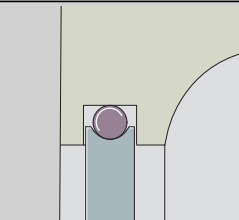
Split plummer block housings SES

Standard seals and covers for plummer block housings SES

Seals and covers	Double lip seal	Felt seal
		
Designation	EDH	EFS
Material	NBR	Steel, felt, NBR
Pieces per pack	2	2
Suitability for sealing against		
Dust	++	+
Fine solid particles	++	–
Coarse solid particles	+	–
Slivers	+	+
Spray liquids	+	–
Operating limits		
Long term temperature	°C	–40 to +100 (due to NBR)
	°F	–40 to +210 (due to NBR)
Circumferential velocity	m/s	max. 13 (duration 6)
Misalignment	°	≤ 0,5
Low friction	++	–
Axial shaft displacement (suitability as non-locating bearing)	++	++
Vertical arrangement	+	–
Suitability for grease relubrication	++	–
Suitability for oil lubrication	(+)	–
Compatibility with sunlight	+	++
Preconditions		
Tolerance class ¹⁾ of shaft diameter	h8 (h9)	h8 (h9)
Shaft roughness	μm	Ra 3,2

- ++ Highly suitable
- + Suitable
- (+) Suitable with restrictions
- Not suitable

¹⁾ The envelope condition © applies here.

Labyrinth seal	V ring seal	Taconite seal	Cover	
				
ETS	EDV	ETC	EDK	EDKT
Steel, FKM	Steel, NBR	Steel, NBR	Plastic	Steel, FKM
1	2	1	1	1
+	+	++	+	+
+	+	++	+	+
+	–	++	+	+
++	–	++	+	+
–	+	++	+	+
–20 to +200 (due to FKM)	–30 to +100 (due to NBR)	–30 to +100 (due to NBR)	–40 to +120	–20 to +200 (due to FKM)
–4 to +390 (due to FKM)	–22 to +210 (due to NBR)	–22 to +210 (due to NBR)	–40 to +250	–4 to +390 (due to FKM)
No restriction	max. 12	≤ 12	Not applicable	Not applicable
≤ 0,5	≤ 0,5	≤ 0,5	Not applicable	Not applicable
++	++	+	Not applicable	Not applicable
+	(+)	+	Not applicable	Not applicable
–	(+)	–	–	+
+	(+)	+	+	++
–	–	–	–	++
++	–	++	(+)	++
h8 (h9)	h8 (h9)	h8 (h9)	Not applicable	Not applicable
Ra 3,2	Ra 3,2	Ra 3,2	Not applicable	Not applicable

Split plumber block housings SES

Housing configurations

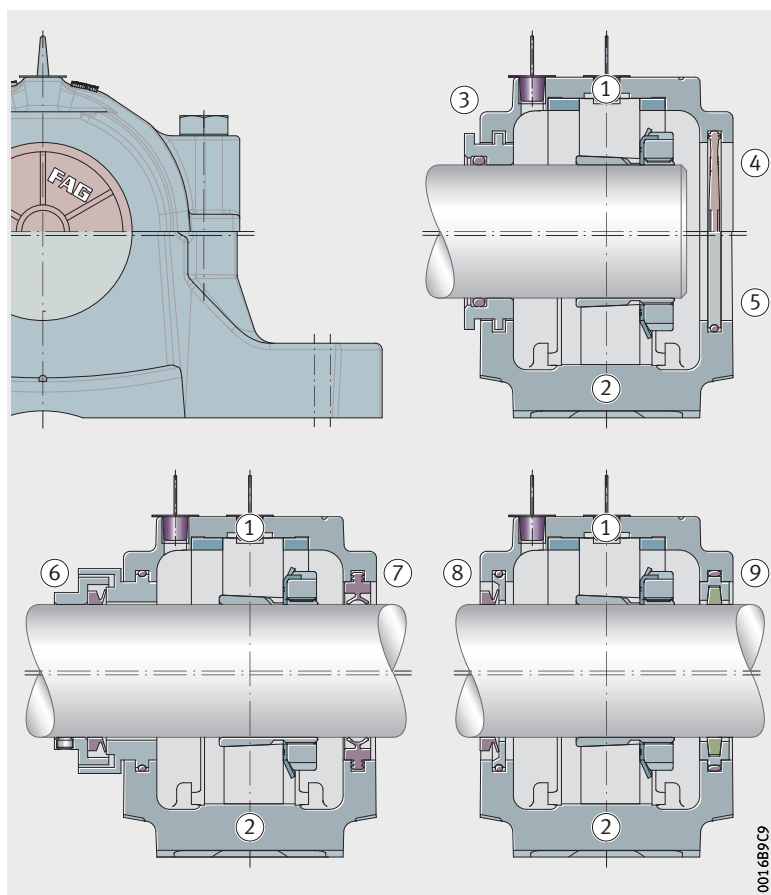
The modular structure of the plumber block housings SES facilitates numerous possible combinations, *Figure 2* and *Figure 3*, page 15.

On the basis of the standard components, the following features can be varied in the housing configuration:

- location of bearings with a tapered bore by means of an adapter sleeve on a shaft of constant diameter or of bearings with a cylindrical bore directly on a stepped shaft
- sealing of housing by double lip seal, felt seal, labyrinth seal, V ring seal or Taconite seal
- continuous shaft or a housing closed on one side
- cover made from plastic (EDK) or cover made from steel (EDKT)
- design of the bearing arrangement as a locating bearing arrangement or a non-locating bearing arrangement
- various bearing types, see table, page 6

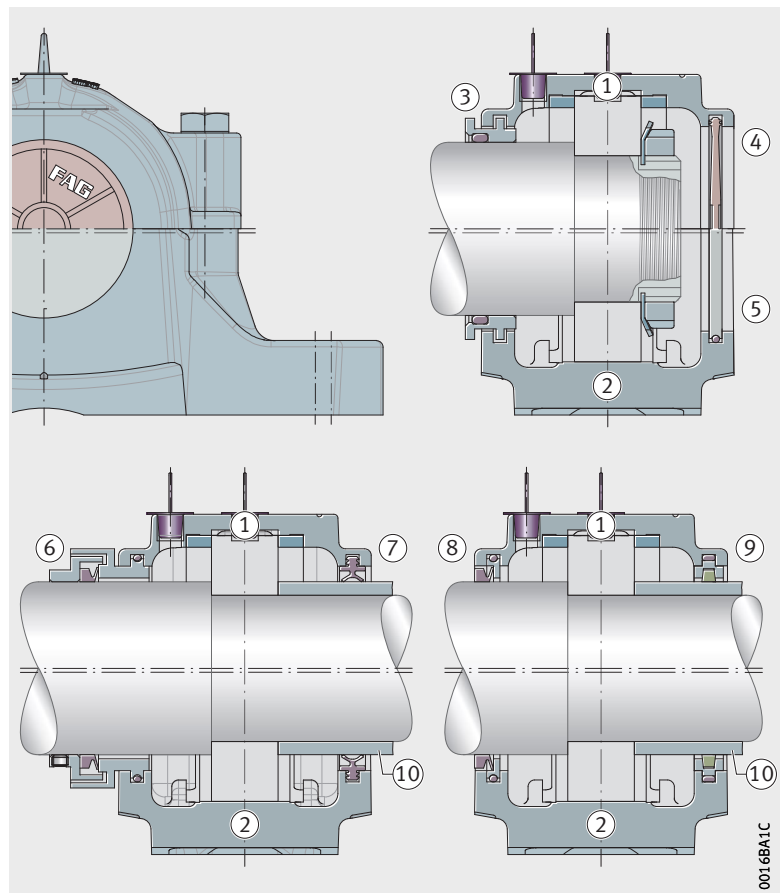
- ① Locating bearing
- ② Non-locating bearing
- ③ Labyrinth seal ETS
- ④ Cover EDK
- ⑤ Cover EDKT
- ⑥ Taconite seal ETC
- ⑦ Double lip seal EDH
- ⑧ V ring seal EDV
- ⑨ Felt seal EFS

Figure 2
Plumber block housings SES
for bearings with tapered bore and
adapter sleeve
(overview of combinations)



- ① Locating bearing
- ② Non-locating bearing
- ③ Labyrinth seal ETS
- ④ Cover EDK
- ⑤ Cover EDKT
- ⑥ Taconite seal ETC
- ⑦ Double lip seal EDH
- ⑧ V ring seal EDV
- ⑨ Felt seal EFS
- ⑩ Spacer sleeve
(not included in the scope of delivery)

Figure 3
Plummer block housings SES
for bearings with cylindrical bore
(overview of combinations)

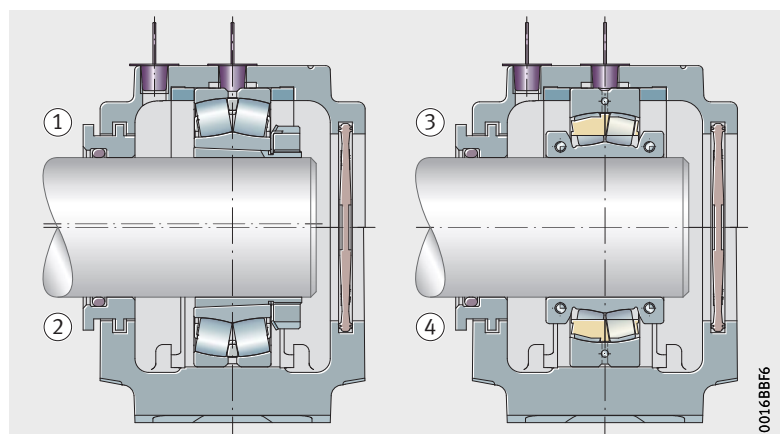


Mounting of split spherical roller bearings

In the case of plummer block housings SES, an unsplit spherical roller bearing with a tapered bore and adapter sleeve can be replaced by a split spherical roller bearing, *Figure 4*.

- ① Locating bearing
with unsplit bearing
- ② Non-locating bearing
with unsplit bearing
- ③ Locating bearing
with split bearing
- ④ Non-locating bearing
with split bearing

Figure 4
Plummer block housings SES
with split and
unsplit spherical roller bearing



Split plumber block housings SES

Lubrication Split plumber block housings SES are principally intended for grease lubrication.

Greases In order to achieve a long operating life and high operational security of the bearing arrangement, we recommend the use of Arcanol rolling bearing greases. These have been designed and tested for bearing arrangement engineering.

Further information

- Technical Product Information
TPI 168, Arcanol Rolling Bearing Greases
<https://www.schaeffler.de/std/1F66>
- Technical Product Information
TPI 176, Lubrication of Rolling Bearings
<https://www.schaeffler.de/std/1F83>

Grease quantities for initial greasing

For initial greasing, the basic rule is that the bearing should be filled with grease to 100% and the free volume of the housing to 60%. The free volume is the space that remains in the housing once the bearing, adapter sleeve, shaft and seals have been fitted. The recommended grease quantity can also be stated in grams once the density of the grease has been taken into consideration, see table.

The recommended grease quantity takes account of the following:

- filling of the free volume to 60%
- grease with a density of 0,9 g/cm³

Recommended grease quantity for initial greasing

Housing		Free volume (100%) cm ³	Recommended grease quantity ≈ g
SES505	SES205	72	39
SES506-605	SES206-305	118	64
SES507-606	SES207	145	78
SES508-607	SES208-307	164	89
SES509	SES209	184	99
SES510-608	SES210	211	114
SES511-609	SES211	263	142
SES512-610	SES212	388	210
SES513-611	SES213	474	256
–	SES214	537	290
SES515-612	SES215	605	327
SES516-613	SES216	816	441
SES517	SES217	961	519
SES518-615	SES218	1 250	675
SES519-616	–	1 421	767
SES520-617	–	1 855	1 002
SES618-318	–	1 759	950
SES522-619	–	2 513	1 357
SES524-620	–	2 974	1 606
SES526	–	3 289	1 776
SES622-322	–	3 148	1 700
SES528	–	4 211	2 274
SES624-324	–	3 704	2 000
SES530	–	5 132	2 771
SES532	–	6 053	3 268

Grease quantities for relubrication

The grease quantities required for relubrication can be calculated using the electronic product selection and advisory system **medias** at <http://medias.schaeffler.de>.

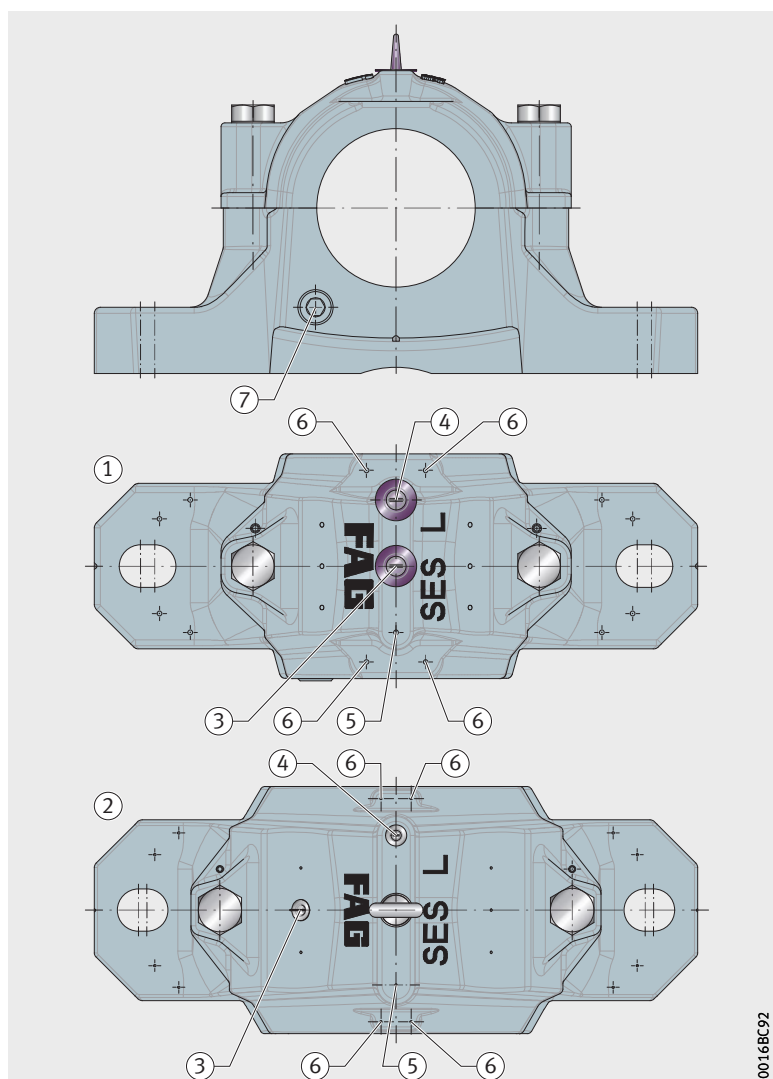
Relubrication

Where relubrication is carried out on bearings with a circumferential lubrication groove, the grease is introduced into the housing via the central lubrication hole, *Figure 5, ③*. In this type of relubrication, the grease acts directly on the bearing raceway.

Where relubrication is carried out on bearings without a lubrication groove, the grease is introduced laterally into the housing, *Figure 5, ④*. In this case, the housing cavities on the side with the lubrication nipple must be filled completely with grease so that the relubrication grease can act immediately on the bearing.

- ① SES505 to SES522-619 and
SES205 to SES218
- ② SES524-620 to SES532
- ③ Central lubrication hole,
for bearings with lubrication groove
- ④ Lateral lubrication hole,
for bearings without lubrication groove
- ⑤ Marked positions
for further lubrication holes
for lubrication of the bearing
- ⑥ Marked positions
for lubrication holes
for lubrication of seals
- ⑦ Grease outlet hole

Figure 5
Positions for relubrication



Split plumber block housings SES

In both cases, the lubrication hole present (threaded hole M10×1) is prepared by removing the closing plug and permanently inserting one of the lubrication nipples supplied at this point. As an alternative to the lubrication holes already present, lubrication holes may be introduced at other positions as indicated by the cast-in pilot holes, *Figure 5*, ⑤.

Lubrication holes can be introduced at further marked positions for the relubrication of labyrinth seals, *Figure 5*, ⑥.

Grease outlet hole

In order to prevent overgreasing, the screw plug in the grease outlet hole in the lower housing section must be removed while relubrication is being carried out, *Figure 5*, page 17, ⑦. This allows superfluous grease to escape. This must be observed in particular when using double lip seals DH. Otherwise, there is a risk that the double lip seal will be pressed out of the housing. The grease outlet hole must then be closed off again using the screw plug.



If unfavourable environmental conditions are present, there is therefore a risk of contaminant ingress into the housing when the grease outlet holes are opened.

Dimensions

The grease outlet hole is sealed with a screw plug to DIN 906.

Lubrication nipples with a dust cap are supplied as followed:

- button head lubrication nipples to DIN 3404-M10×1
- taper type lubrication nipples to DIN 71412-AM10×1

The size of the grease outlet hole is dependent on the size of the housing, see table, page 19.

Dimensions of threaded holes

Housing		Thread for	
		Grease outlet hole	Relubrication hole
SES505	SES205	M10×1	M10×1
SES506-605	SES206-305		
SES507-606	SES207		
SES508-607	SES208-307		
SES509	SES209		
SES510-608	SES210		
SES511-609	SES211	M14×1,5	
SES512-610	SES212		
SES513-611	SES213		
–	SES214		
SES515-612	SES215	M20×1,5	
SES516-613	SES216		
SES517	SES217		
SES518-615	SES218		
SES519-616	–		
SES520-617	–		
SES618-318	–		
SES522-619	–		
SES524-620	–		
SES526	–		
SES622-322	–		
SES528	–		
SES624-324	–		
SES530	–		
SES532	–		

Split plummer block housings SES

Automatic lubricators

The plummer block housings SES can also be connected directly to automatic lubricators, such as the CONCEPT1 from Schaeffler, *Figure 6*.



Figure 6
Plummer block housing SES
with automatic
lubricator CONCEPT1

Further information

- Technical Product Information
TPI 252, Lubricators for grease and oil lubrication
<https://www.schaeffler.de/std/1F84>

Designation structure

The designation structure of split plummer block housings SES is based on DIN 736 to DIN 739. Due to the modular concept, the same bearings can be installed in a single SES housing as in several of the SN housings referred to in these standards.

For designation structure, see tables and *Figure 7* to *Figure 10*, page 23.

Designation structure of plummer block housings SES

Feature	Code	Description
① Series	SES	Split plummer block housings SES
② Diameter series of bearing, bearing bore	2	Bearings of diameter series 2, cylindrical bearing bore
	3	Bearings of diameter series 3, cylindrical bearing bore
	5	Bearings of diameter series 2, tapered bearing bore and adapter sleeve
	6	Bearings of diameter series 3, tapered bearing bore and adapter sleeve
③ Bore code of bearing	11	Bore diameter (11 · 5) mm = 55 mm
④ Housing material	L	Flake graphite cast iron (standard)
	D	Spheroidal graphite cast iron

Figure 7
Designation structure of plummer block housings SES, examples



Split plummer block housings SES

Designation structure
of standard seals

Feature	Code	Description
① Series	EDH	Double lip seal
	EFS	Felt seal
	ETS	Labyrinth seal
	EDV	V ring seal
	ETC	Taconite seal
② Diameter series of bearing, bearing bore	2	Bearings of diameter series 2, cylindrical bearing bore
	3	Bearings of diameter series 3, cylindrical bearing bore
	5	Bearings of diameter series 2, tapered bearing bore and adapter sleeve
	6	Bearings of diameter series 3, tapered bearing bore and adapter sleeve
③ Bore code of bearing	11	Bore diameter (11 · 5) mm = 55 mm
④ Shaft diameter	No further indications	Standard shaft diameter of dimension series
	X115	Inch size shaft diameter: ■ 1 inch + 15 · 1/16 inch = 1 15/16 inch




Figure 8
Designation structure
of standard seals,
examples

Designation structure of covers

Feature	Code	Description
① Series	EDK	Cover made from plastic
	EDKT	Cover made from steel and FKM
② Housing size	511-609	Cover suitable for housing SES511-609


Figure 9
Designation structure of covers, examples



Designation structure of locating rings

Feature	Code	Description
① Series	FRM	Locating ring
② Outside diameter	100	Outside diameter 100 mm
③ Width	9,5	Width 9,5 mm

Figure 10
Designation structure of locating rings, example



Split plumber block housings SES

Ordering examples

When a split plumber block housing SES is ordered, the housing designation only describes the housing body. The other components such as seals, covers or locating rings must be ordered separately in the specific design required. The rolling bearing and, if necessary, the adapter sleeve must also be ordered separately.

Plummer block housings SES with a bearing fitted give non-locating bearing arrangements. These can be converted into locating bearing arrangements through the additional insertion of locating rings FRM.

The ordering examples show the construction of an order for selected housing configurations and the appropriate bearings. For the allocation of housings, bearings and accessories for all housing sizes, see the dimension tables.

Example 1 Plummer block housing SES made from flake graphite cast iron, closed on one side, spherical roller bearing 22211-E1-XL-K as locating bearing, location by means of an adapter sleeve on shaft diameter of 50 mm, double lip seal.

Order	1	plummer block housing	SES511-609-L
	1	spherical roller bearing	22211-E1-XL-K
	1	adapter sleeve	H311
	2	locating rings	FRM100/9,5
	1	cover	EDK511-609
	1	double lip seal	EDH511
		(2 pieces per pack)	

Example 2 Plummer block housing SES made from flake graphite cast iron, continuous shaft, split spherical roller bearing 222SM70-TVPA as locating bearing, felt seal.

Order	1	plummer block housing	SES516-613-L
	1	split spherical roller bearing	222SM70-TVPA
	2	locating rings	FRM140/12,5
	2	double lip seals	EDH516
		(2 pieces per pack)	

Example 3 Plummer block housing SES made from spheroidal graphite cast iron with 4 holes for foot screws, closed on one side, spherical roller bearing 23218-E1-XL-TVPB as non-locating bearing, Taconite seal.

Order	1	plummer block housing	SES218-D-G944DB
	1	spherical roller bearing	23218-E1-XL-TVPB
	1	shaft nut	KM18
	1	tab washer	MB18
	1	cover	EDK218
	1	Taconite seal	ETC218

Design and safety guidelines Load carrying capacity

Guide values are given for the rupture load of plummer block housings SES and the maximum load carrying capacity of the connecting screws for the upper and lower housing sections, *Figure 11* and table, page 26. The guide values are valid for purely static loading.

The guide values for housing rupture load are valid for the standard housing material flake graphite cast iron (suffix L). For spheroidal graphite cast iron (suffix D) a factor of 1,6 should be applied.

The guide values in the table, page 26, only apply if the flatness of the mounting surface in accordance with DIN EN ISO 1101 corresponds to the tolerance grade IT8 in accordance with DIN EN ISO 286-1 (measured across the diagonal). A precondition for supporting loads is that the housing base surface is completely and rigidly supported.

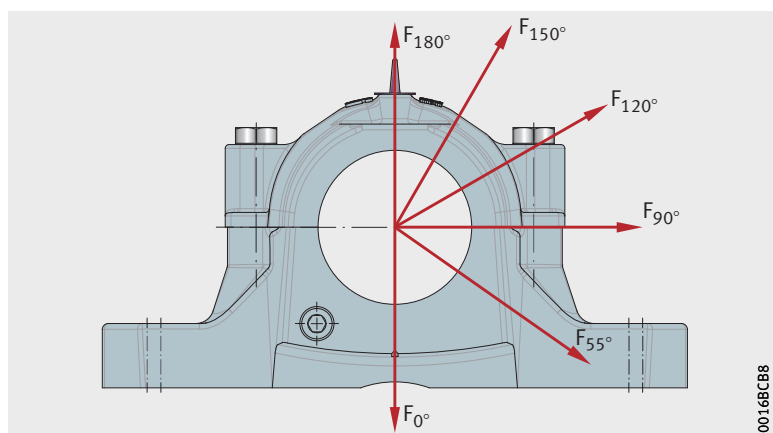
When determining the permissible static load, a safety factor of 6 must be applied relative to the housing rupture load.

A safety factor is not required for the values given for the load carrying capacity of the connecting screws.



If the housing is subjected to axial load, the permissible axial load of the bearing fitted must be taken into consideration. If the bearing is located on the shaft using an adapter sleeve, the axial retaining force of the bearing and adapter sleeve must also be taken into consideration.

Figure 11
Load directions F
for the guide values
for the housing rupture load and
the maximum load carrying capacity
of the connecting screws



Split plumber block housings SES

Guide values
for housing rupture load and
maximum load carrying capacity
of connecting screws,
as well as tightening torques

Housing		Housing rupture loads ¹⁾ in load direction F		
		0° kN	55° kN	90° kN
SES505	SES205	100	155	95
SES506-605	SES206-305	130	170	100
SES507-606	SES207	140	190	115
SES508-607	SES208-307	150	215	130
SES509	SES209	160	230	140
SES510-608	SES210	170	265	155
SES511-609	SES211	270	290	215
SES512-610	SES212	210	300	180
SES513-611	SES213	270	340	205
–	SES214	270	340	205
SES515-612	SES215	290	410	250
SES516-613	SES216	350	430	260
SES517	SES217	500	525	420
SES518-615	SES218	430	550	340
SES519-616	–	870	670	450
SES520-617	–	500	740	660
SES618-318	–	550	630	375
SES522-619	–	600	680	410
SES524-620	–	800	790	470
SES526	–	900	900	540
SES622-322	–	950	1 000	600
SES528	–	1 165	1 160	895
SES624-324	–	1 050	1 180	710
SES530	–	1 100	1 200	730
SES532	–	1 300	1 450	860

¹⁾ For housings made from flake graphite cast iron. Housings made from spheroidal graphite cast iron (suffix D) have a housing rupture load that is 1,6 times higher than that of housings made from flake graphite cast iron.

				Connecting screws				
				Screws in accordance with DIN EN ISO 4014 Material 8.8	Tightening torque Nm	Maximum load carrying capacity of the four screws with contact between parting surfaces in load direction F		
						120° kN	150° kN	180° kN
70	60	80	52	M10	51	60	35	30
80	65	85	55	M10	51	60	35	30
85	80	95	60	M10	51	60	35	30
95	85	110	70	M10	51	60	35	30
100	90	115	75	M10	51	60	35	30
120	110	130	85	M10	51	60	35	30
160	130	140	90	M12	87	80	45	40
130	120	150	100	M12	87	80	45	40
150	130	170	110	M12	87	80	45	40
150	130	170	110	M12	87	80	45	40
185	160	205	135	M12	87	80	45	40
190	175	215	140	M12	87	80	45	40
250	205	240	190	M12	87	80	45	40
250	215	275	180	M16	215	180	100	90
270	230	290	220	M16	215	180	100	90
325	270	310	310	M20	430	260	150	130
280	250	300	200	M20	430	260	150	130
310	275	340	220	M20	430	260	150	130
350	320	400	260	M20	430	260	150	130
410	360	450	295	M24	740	360	210	180
450	400	500	320	M24	740	360	210	180
530	435	530	530	M24	740	360	210	180
530	475	600	360	M24	740	360	210	180
540	480	600	390	M24	740	360	210	180
640	570	720	470	M24	740	360	210	180

Split plummer block housings SES

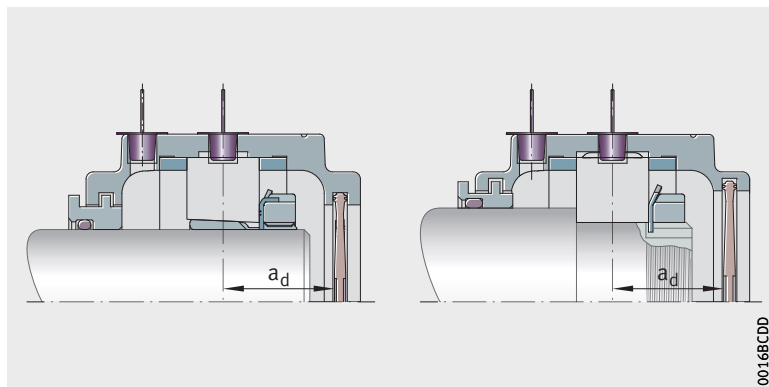
Permissible shaft end designs

In the case of a housing closed on one side, the length of the shaft in the housing must be restricted such that no contact occurs between the shaft and the cover. In this case, the displacement facility of the bearing in a non-locating bearing arrangement must be taken into consideration. The basis for determining the permissible length of the shaft is the spacing between the centre of the bearing seat and the cover, *Figure 12* and table.

a_d = spacing between centre of bearing seat and cover

Figure 12
Spacing between centre of bearing seat and cover

Spacing between centre of bearing seat and cover



Housing		Spacing a_d mm
SES505	SES205	26
SES506-605	SES206-305	31
SES507-606	SES207	33
SES508-607	SES208-307	34,5
SES509	SES209	33,5
SES510-608	SES210	36
SES511-609	SES211	38,5
SES512-610	SES212	43,5
SES513-611	SES213	46
–	SES214	42,25
SES515-612	SES215	48,5
SES516-613	SES216	51
SES517	SES217	53,5
SES518-615	SES218	61
SES519-616	–	62,5
SES520-617	–	70
SES618-318	–	67,25
SES522-619	–	77,5
SES524-620	–	81,5
SES526	–	84
SES622-322	–	80,25
SES528	–	91,5
SES624-324	–	82,75
SES530	–	99
SES532	–	106,5

Additional holes for foot screws and pins

Split plummer housings SES are generally fixed in place using two foot screws. The housing base has two extended slots for this purpose, to enable good alignment during assembly.

For location on T profiles, four foot screws are required. Cast-in markings indicate the locations at which additional holes can be produced, *Figure 13* and table, page 30.

Further markings indicate the locations at which holes can be produced for pins to secure the position, *Figure 13* and table, page 30.

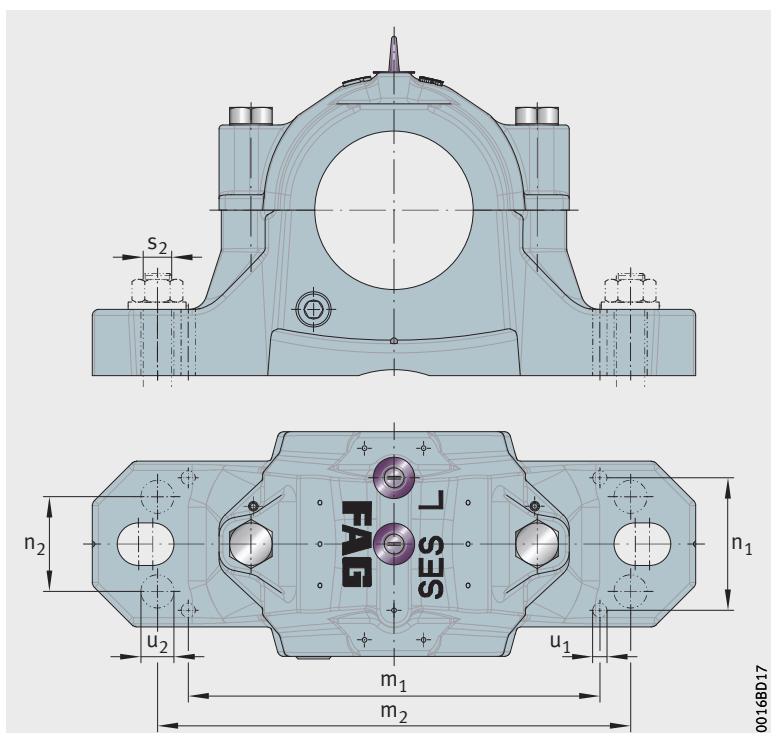


Figure 13
Additional holes
for foot screws and pins

Split plummer block housings SES

Additional holes
for pins and foot screws

Housing		Dimensions for						
		Pins			Screws			
		m ₁ mm	n ₁ mm	u ₁ mm	m ₂ mm	n ₂ mm	u ₂ mm	s ₂
SES505	SES205	95	32	4	115	25	–	–
SES506-605	SES206-305	115	36	4	130	25	–	–
SES507-606	SES207	115	37	4	135	25	–	–
SES508-607	SES208-307	135	43	4	160	34	11	M10
SES509	SES209	135	40	4	160	34	11	M10
SES510-608	SES210	135	44	6	160	34	11	M10
SES511-609	SES211	170	51	6	200	40	14	M12
SES512-610	SES212	170	52	6	200	40	14	M12
SES513-611	SES213	190	58	6	220	48	14	M12
–	SES214	190	52	4	220	48	14	M12
SES515-612	SES215	190	60	8	220	48	14	M12
SES516-613	SES216	210	65	8	252	52	18	M16
SES517	SES217	210	66	8	252	52	18	M16
SES518-615	SES218	240	72	8	280	58	18	M16
SES519-616	–	240	74	8	280	58	18	M16
SES520-617	–	261	80	8	300	66	18	M16
SES618-318	–	276	84	8	300	66	18	M16
SES522-619	–	291	88	8	320	74	18	M16
SES524-620	–	297	91	8	330	74	18	M16
SES526	–	325	97	10	370	80	22	M20
SES622-322	–	338	96	10	370	80	22	M20
SES528	–	342	109	12	400	92	26	M24
SES624-324	–	378	120	12	430	100	26	M24
SES530	–	372	116	12	430	100	26	M24
SES532	–	392	120	12	450	100	26	M24

**Housing with 4 holes
for foot screws**

Housings with 4 holes for foot screws are available as a special design by agreement, *Figure 14*. These are indicated by the suffix G944DB in the ordering designation.



Figure 14
Split plummer block housing SES
with 4 holes for foot screws

Split plumber block housings SES

Mounting and dismounting

Correct mounting has a decisive influence on the achievable bearing life. For this reason, careful attention must be paid to the following information.

Surface quality of the mounting surface

The requirements for the surface on which the housing is to be mounted are as follows:

- sufficiently robust to withstand the static and dynamic loads occurring in operation over the long term
- surface roughness $R_a \leq 12,5$
- flatness tolerance to IT7, measured across the diagonal
- free from colour

Compliance with these requirements is the basis for the operational security of the housing and a long operating life of the bearing fitted.

Horizontal fixing of the housing

In addition to the foot screws, horizontal fixing of the housing is necessary if one of the following conditions is fulfilled:

- The load angle is between 55° and 120° , *Figure 11*, page 25.
- Axial load is present.

Horizontal fixing can be carried out by means of stops in the load direction or by means of pins.

Eye bolts

In the case of housing size SES524-620 and larger, the upper housing section has an eye bolt in accordance with DIN 580. This is intended as a locating point for mounting and dismounting of the housing. The load carrying capacity of the eye bolt allows lifting of the housing including a bearing fitted in the housing.



Eye bolts must always be screwed fully into the housing.

Eye bolts should only be used for lifting the housing including the bearing fitted in the housing. During lifting by means of the eye bolts, no other machine or plant components should be connected to the housing.

Foot screws

Foot screws are used for screw mounting the housings to the locating surface. They are not included in the scope of delivery of the housings.

The appropriate screw size is stated for each housing, see dimension tables.

The following table contains tightening torques for metric coarse pitch threads in accordance with DIN 13, DIN 962 and DIN ISO 965-2 as well as head contact dimensions in accordance with DIN EN ISO 4014, DIN EN ISO 4017, DIN EN ISO 4032, DIN EN ISO 4762, DIN 6912, DIN 7984, DIN 7990 and DIN EN ISO 8673.

The maximum tightening torques are valid with 90% utilisation of the yield stress of the screw material 8.8 and a friction factor of 0,14. We recommend that foot screws should be tightened to approximately 70% of these values, see table.

Tightening torques for foot screws with metric thread in accordance with DIN 13, DIN ISO 962 and DIN ISO 965-2

Housing		Nominal screw diameter	Maximum tightening torque Nm	Recommended tightening torque Nm
SES505	SES205	M12	93	65
SES506-605	SES206-305			
SES507-606	SES207			
SES508-607	SES208-307			
SES509	SES209			
SES510-608	SES210			
SES511-609	SES211	M16	230	160
SES512-610	SES212			
SES513-611	SES213			
–	SES214			
SES515-612	SES215			
SES516-613	SES216	M20	464	325
SES517	SES217			
SES518-615	SES218			
SES519-616	–			
SES520-617	–	M24	798	550
SES618-318	–			
SES522-619	–			
SES524-620	–			
SES526	–			
SES622-322	–			
SES528	–	M30	1 597	11 000
SES624-324	–			
SES530	–			
SES532	–			

Split plummer block housings SES

Location of bearings with a tapered bore on the shaft

Bearings with a tapered bore are located on the shaft in plummer block housings SES by means of adapter sleeves. The adapter sleeve is slid onto the shaft first and the bearing is then slid onto the taper of the adapter sleeve. As a result, the radial internal clearance of the bearing is reduced. At the same time, a radial preload occurs between the bearing inner ring, adapter sleeve and shaft, ensuring the rigid seating of the bearing on the shaft.

Schaeffler hydraulic nuts can be used to aid the pressing-on operation. The reduction in the radial internal clearance is determined in the case of spherical roller bearings by measurement of the residual clearance using feeler gauges.

The values given for the reduction in the radial internal clearance and the drive-up distance on the taper lead to rigid seating of the bearing on the shaft, see table.

Reduction in the radial internal clearance and drive-up distance on the taper 1:12

Nominal bearing bore diameter		Reduction in radial internal clearance		Drive-up distance on taper 1:12				Minimum radial internal clearance after mounting, control value for		
d				Shaft		Sleeve		Group N	Group 3	Group 4
mm		mm		mm		mm		mm	mm	mm
over	incl.	min.	max.	min.	max.	min.	max.	min.	min.	min.
24	30	0,015	0,02	0,3	0,35	0,3	0,4	0,015	0,02	0,035
30	40	0,02	0,025	0,35	0,4	0,35	0,45	0,015	0,025	0,04
40	50	0,025	0,03	0,4	0,45	0,45	0,5	0,02	0,03	0,05
50	65	0,03	0,04	0,45	0,6	0,5	0,7	0,025	0,035	0,055
65	80	0,04	0,05	0,6	0,75	0,7	0,85	0,025	0,04	0,07
80	100	0,045	0,06	0,7	0,9	0,75	1	0,035	0,05	0,08
100	120	0,05	0,07	0,7	1,1	0,8	1,2	0,05	0,065	0,1
120	140	0,065	0,09	1,1	1,4	1,2	1,5	0,055	0,08	0,11
140	160	0,075	0,1	1,2	1,6	1,3	1,7	0,055	0,09	0,13

**Location of bearings
with a cylindrical bore
on the shaft**

Bearings with a cylindrical bore are mounted in plummer block housings SES on a stepped shaft. The bearing and then a spacer sleeve are slid onto the shaft. The outside diameter of the spacer sleeve must be selected such that it corresponds to the larger diameter of the stepped shaft. The seal is then slid onto the spacer sleeve. In the case of a housing closed on one side, a spacer sleeve is not used.

Spacer sleeves are not included in the scope of delivery of the housings.

Further information

- Mounting Manual MON 92,
Split Plummer Block Housings SES
<https://www.schaeffler.de/std/1F87>
- Machining tolerances for shafts:
Catalogue HR 1, Rolling Bearings
<https://www.schaeffler.de/std/1F85>
- Detailed information on mounting of rotary bearings:
MH 1, Mounting Handbook
<https://www.schaeffler.de/std/1F86>

Accuracy

The bearing seat in split plummer block housings SES is machined to the tolerance class G7. The tolerance indicated is valid in the delivered condition, i.e. before the screws connecting the upper and lower sections are loosened.

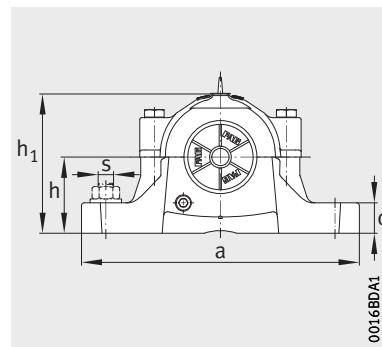
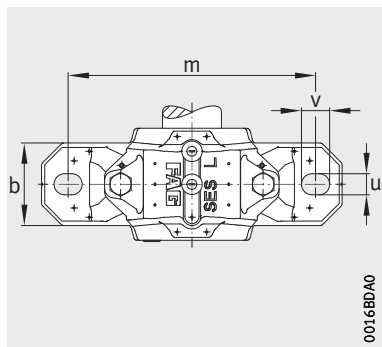
By agreement, the housings can also be supplied with other tolerance classes for the bearing seat. If necessary, please contact us.

Plummer block housings

SES, split

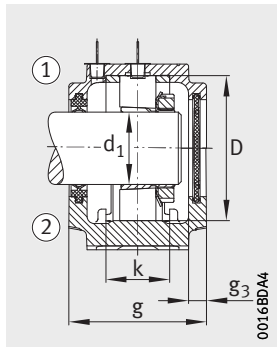
For bearings with tapered bore and adapter sleeve

Metric shaft

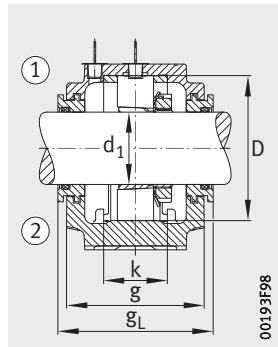


Dimension table · Dimensions in mm																
Shaft d ₁ mm	Housing Dimensions													Bearing and accessories		
	h	h ₁	g	b	c	a	m	v	u	s	D	k	g ₃	Bearing	Adapter sleeve	Locating ring 2 pieces
20	40	74	67	46	19	165	130	20	15	M12	52	25	10	1205-K	H205	FRM52/5
20	50	89	77	52	22	185	150	20	15	M12	62	32	10	1305-K	H305	FRM62/7,5
20	50	89	77	52	22	185	150	20	15	M12	62	32	10	20305..-K	H305	FRM62/7,5
20	40	74	67	46	19	165	130	20	15	M12	52	25	10	2205-K	H305	FRM52/3,5
20	40	74	67	46	19	165	130	20	15	M12	52	25	10	22205..-K	H305	FRM52/3,5
20	50	89	77	52	22	185	150	20	15	M12	62	32	10	2305-K	H2305	FRM62/4
25	50	89	77	52	22	185	150	20	15	M12	62	32	10	1206-K	H206	FRM62/8
25	50	93	82	52	22	185	150	20	15	M12	72	34	11	1306-K	H306	FRM72/7,5
25	50	89	77	52	22	185	150	20	15	M12	62	32	10	20206..-K	H206	FRM62/8
25	50	93	82	52	22	185	150	20	15	M12	72	34	11	20306..-K	H306	FRM72/7,5
25	50	93	82	52	22	185	150	20	15	M12	72	34	11	21306..-K	H306	FRM72/7,5
25	50	89	77	52	22	185	150	20	15	M12	62	32	10	2206-K	H306	FRM62/6
25	50	89	77	52	22	185	150	20	15	M12	62	32	10	22206..-K	H306	FRM62/6
25	50	93	82	52	22	185	150	20	15	M12	72	34	11	2306-K	H2306	FRM72/3,5
30	50	93	82	52	22	185	150	20	15	M12	72	34	11	1207-K	H207	FRM72/8,5
30	60	108	85	60	25	205	170	20	15	M12	80	39	11	1307-K	H307	FRM80/9
30	50	93	82	52	22	185	150	20	15	M12	72	34	11	20207..-K	H207	FRM72/8,5
30	60	108	85	60	25	205	170	20	15	M12	80	39	11	20307-K	H307	FRM80/9
30	60	108	85	60	25	205	170	20	15	M12	80	39	11	21307..-K	H307	FRM80/9
30	50	93	82	52	22	185	150	20	15	M12	72	34	11	2207-K	H307	FRM72/5,5
30	50	93	82	52	22	185	150	20	15	M12	72	34	11	22207..-K	H307	FRM72/5,5
30	60	108	85	60	25	205	170	20	15	M12	80	39	11	2307-K	H2307	FRM80/4
35	60	108	85	60	25	205	170	20	15	M12	80	39	11	1208-K	H208	FRM80/10,5
35	60	113	90	60	25	205	170	20	15	M12	90	41	12	1308-K	H308	FRM90/9
35	60	108	85	60	25	205	170	20	15	M12	80	39	11	20208-K	H208	FRM80/10,5
35	60	113	90	60	25	205	170	20	15	M12	90	41	12	20308-K	H308	FRM90/9
35	60	113	90	60	25	205	170	20	15	M12	90	41	12	21308..-K	H308	FRM90/9
35	60	108	85	60	25	205	170	20	15	M12	80	39	11	2208-K	H308	FRM80/8
35	60	108	85	60	25	205	170	20	15	M12	80	39	11	22208..-K	H308	FRM80/8
35	60	113	90	60	25	205	170	20	15	M12	90	41	12	22308..-K	H2308	FRM90/4
35	60	113	90	60	25	205	170	20	15	M12	90	41	12	2308-K	H2308	FRM90/4

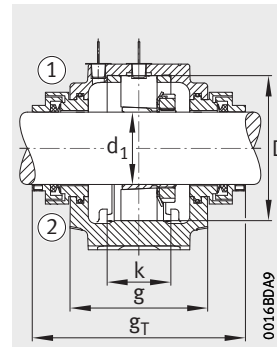
① Locating bearing. ② Non-locating bearing.



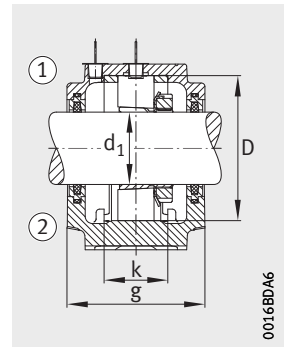
Double lip seal EDH
Cover EDK



Labyrinth seal ETS



Taconite seal ETC



Felt seal EFS

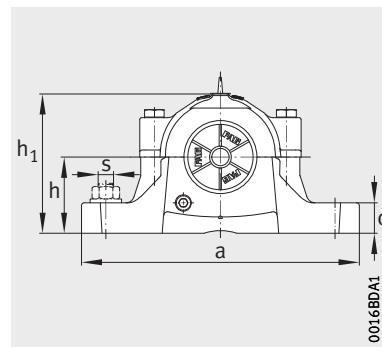
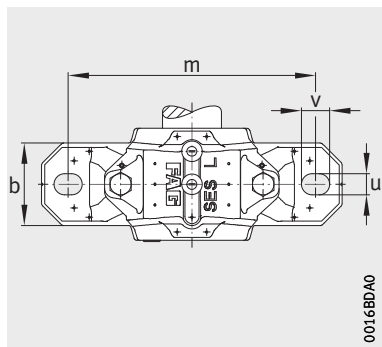
									Housing	
Double lip seal	Felt seal	Labyrinth seal		V ring seal		Taconite seal		Cover	Mass m ≈ kg	Designation
			g _L mm		g _V mm		g _T mm			
–	EFS505	ETS505	80	EDV505	67	ETC505	125	EDK505	1,45	SES505-L
EDH605	EFS605	ETS605	89	EDV605	77	ETC605	135	EDK506-605	2,12	SES506-605-L
EDH605	EFS605	ETS605	89	EDV605	77	ETC605	135	EDK506-605	2,12	SES506-605-L
–	EFS505	ETS505	80	EDV505	67	ETC505	125	EDK505	1,45	SES505-L
–	EFS505	ETS505	80	EDV505	67	ETC505	125	EDK505	1,45	SES505-L
EDH605	EFS605	ETS605	89	EDV605	77	ETC605	135	EDK506-605	2,12	SES506-605-L
EDH506	EFS506	ETS506	89	EDV506	77	ETC506	135	EDK506-605	2,12	SES506-605-L
–	EFS606	ETS606	94	EDV606	82	ETC606	140	EDK507-606	2,27	SES507-606-L
EDH506	EFS506	ETS506	89	EDV506	77	ETC506	135	EDK506-605	2,12	SES506-605-L
–	EFS606	ETS606	94	EDV606	82	ETC606	140	EDK507-606	2,27	SES507-606-L
–	EFS606	ETS606	94	EDV606	82	ETC606	140	EDK507-606	2,27	SES507-606-L
EDH506	EFS506	ETS506	89	EDV506	77	ETC506	135	EDK506-605	2,12	SES506-605-L
EDH506	EFS506	ETS506	89	EDV506	77	ETC506	135	EDK506-605	2,12	SES506-605-L
–	EFS606	ETS606	94	EDV606	82	ETC606	140	EDK507-606	2,27	SES507-606-L
EDH507-305	EFS507-305	ETS507-305	94	EDV507-305	81	ETC507-305	144	EDK507-606	2,27	SES507-606-L
EDH607	EFS607	ETS607	97	EDV607	85	ETC607	145	EDK508-607	2,95	SES508-607-L
EDH507-305	EFS507-305	ETS507-305	94	EDV507-305	81	ETC507-305	144	EDK507-606	2,27	SES507-606-L
EDH607	EFS607	ETS607	97	EDV607	85	ETC607	145	EDK508-607	2,95	SES508-607-L
EDH607	EFS607	ETS607	97	EDV607	85	ETC607	145	EDK508-607	2,95	SES508-607-L
EDH507-305	EFS507-305	ETS507-305	94	EDV507-305	81	ETC507-305	144	EDK507-606	2,27	SES507-606-L
EDH507-305	EFS507-305	ETS507-305	94	EDV507-305	81	ETC507-305	144	EDK507-606	2,27	SES507-606-L
EDH607	EFS607	ETS607	97	EDV607	85	ETC607	145	EDK508-607	2,95	SES508-607-L
EDH508	EFS508	ETS508	97	EDV508	85	ETC508	150	EDK508-607	2,95	SES508-607-L
EDH608	EFS608	ETS608	102	EDV608	90	ETC608	150	EDK510-608	3,27	SES510-608-L
EDH508	EFS508	ETS508	97	EDV508	85	ETC508	150	EDK508-607	2,95	SES508-607-L
EDH608	EFS608	ETS608	102	EDV608	90	ETC608	150	EDK510-608	3,27	SES510-608-L
EDH608	EFS608	ETS608	102	EDV608	90	ETC608	150	EDK510-608	3,27	SES510-608-L
EDH508	EFS508	ETS508	97	EDV508	85	ETC508	150	EDK508-607	2,95	SES508-607-L
EDH508	EFS508	ETS508	97	EDV508	85	ETC508	150	EDK508-607	2,95	SES508-607-L
EDH608	EFS608	ETS608	102	EDV608	90	ETC608	150	EDK510-608	3,27	SES510-608-L
EDH608	EFS608	ETS608	102	EDV608	90	ETC608	150	EDK510-608	3,27	SES510-608-L

Plummer block housings

SES, split

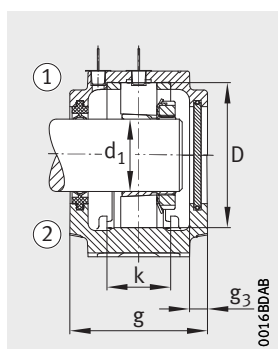
For bearings with tapered bore and adapter sleeve

Metric shaft

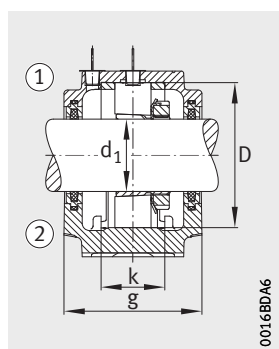


Dimension table (continued) · Dimensions in mm																
Shaft	Housing Dimensions													Bearing and accessories		
d ₁	h	h ₁	g	b	c	a	m	v	u	s	D	k	g ₃	Bearing	Adapter sleeve	Locating ring
mm																2 pieces
40	60	109	85	60	25	205	170	20	15	M12	85	30	12	1209-K	H209	FRM85/5,5
40	70	128	95	70	28	255	210	24	18	M16	100	44	12	1309-K	H309	FRM100/9,5
40	60	109	85	60	25	205	170	20	15	M12	85	30	12	20209-K	H209	FRM85/5,5
40	70	128	95	70	28	255	210	24	18	M16	100	44	12	20309-K	H309	FRM100/9,5
40	70	128	95	70	28	255	210	24	18	M16	100	44	12	21309..-K	H309	FRM100/9,5
40	60	109	85	60	25	205	170	20	15	M12	85	30	12	2209-K	H309	FRM85/3,5
40	60	109	85	60	25	205	170	20	15	M12	85	30	12	22209..-K	H309	FRM85/3,5
40	70	128	95	70	28	255	210	24	18	M16	100	44	12	22309..-K	H2309	FRM100/4
40	70	128	95	70	28	255	210	24	18	M16	100	44	12	2309-K	H2309	FRM100/4
45	60	113	90	60	25	205	170	20	15	M12	90	41	12	1210-K	H210	FRM90/10,5
45	70	134	105	70	30	255	210	24	18	M16	110	48	12	1310-K	H310	FRM110/10,5
45	60	113	90	60	25	205	170	20	15	M12	90	41	12	20210-K	H210	FRM90/10,5
45	70	134	105	70	30	255	210	24	18	M16	110	48	12	20310-K	H310	FRM110/10,5
45	70	134	105	70	30	255	210	24	18	M16	110	48	12	21310..-K	H310	FRM110/10,5
45	60	113	90	60	25	205	170	20	15	M12	90	41	12	2210-K	H310	FRM90/9
45	60	113	90	60	25	205	170	20	15	M12	90	41	12	22210..-K	H310	FRM90/9
45	70	134	105	70	30	255	210	24	18	M16	110	48	12	22310..-K	H2310	FRM110/4
45	70	134	105	70	30	255	210	24	18	M16	110	48	12	2310-K	H2310	FRM110/4
50	70	128	95	70	28	255	210	24	18	M16	100	44	12	1211-K	H211	FRM100/11,5
50	80	150	110	80	30	275	230	24	18	M16	120	51	13	1311-K	H311	FRM120/11
50	70	128	95	70	28	255	210	24	18	M16	100	44	12	20211-K	H211	FRM100/11,5
50	80	150	110	80	30	275	230	24	18	M16	120	51	13	20311-K	H311	FRM120/11
50	80	150	110	80	30	275	230	24	18	M16	120	51	13	21311..-K	H311	FRM120/11
50	70	128	95	70	28	255	210	24	18	M16	100	44	12	2211-K	H311	FRM100/9,5
50	70	128	95	70	28	255	210	24	18	M16	100	44	12	22211..-K	H311	FRM100/9,5
50	80	150	110	80	30	275	230	24	18	M16	120	51	13	22311..-K	H2311	FRM120/4
50	80	150	110	80	30	275	230	24	18	M16	120	51	13	2311-K	H2311	FRM120/4

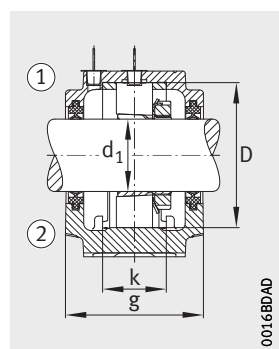
① Locating bearing. ② Non-locating bearing.



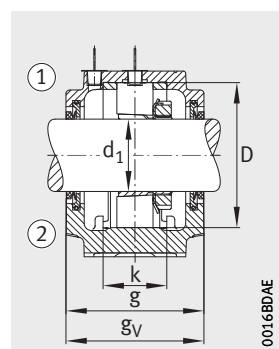
Double lip seal EDH
Cover EDKT



Felt seal EFS



Double lip seal EDH



V ring seal EDH

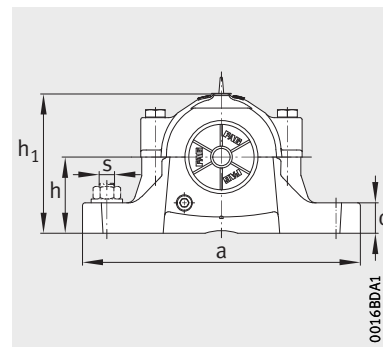
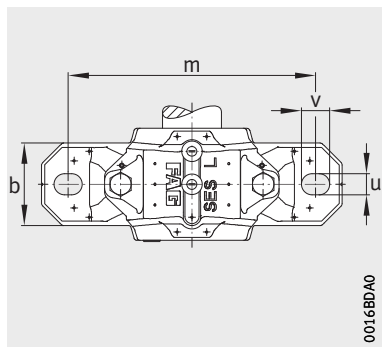
									Housing	
Double lip seal	Felt seal	Labyrinth seal		V ring seal		Taconite seal		Cover	Mass m ≈ kg	Designation
			g _L mm		g _V mm		g _T mm			
EDH509	EFS509	ETS509	97	EDV509	85	ETC509	150	EDK509	3,1	SES509-L
EDH609	EFS609	ETS609	107	EDV609	95	ETC609	155	EDK511-609	4,41	SES511-609-L
EDH509	EFS509	ETS509	97	EDV509	85	ETC509	150	EDK509	3,1	SES509-L
EDH609	EFS609	ETS609	107	EDV609	95	ETC609	155	EDK511-609	4,41	SES511-609-L
EDH609	EFS609	ETS609	107	EDV609	95	ETC609	155	EDK511-609	4,41	SES511-609-L
EDH509	EFS509	ETS509	97	EDV509	85	ETC509	150	EDK509	3,1	SES509-L
EDH509	EFS509	ETS509	97	EDV509	85	ETC509	150	EDK509	3,1	SES509-L
EDH609	EFS609	ETS609	107	EDV609	95	ETC609	155	EDK511-609	4,41	SES511-609-L
EDH609	EFS609	ETS609	107	EDV609	95	ETC609	155	EDK511-609	4,41	SES511-609-L
EDH510-307	EFS510-307	ETS510-307	102	EDV510-307	88	ETC510-307	148	EDK510-608	3,27	SES510-608-L
EDH610	EFS610	ETS610	117	EDV610	105	ETC610	165	EDK512-610	5,2	SES512-610-L
EDH510-307	EFS510-307	ETS510-307	102	EDV510-307	88	ETC510-307	148	EDK510-608	3,27	SES510-608-L
EDH610	EFS610	ETS610	117	EDV610	105	ETC610	165	EDK512-610	5,2	SES512-610-L
EDH610	EFS610	ETS610	117	EDV610	105	ETC610	165	EDK512-610	5,2	SES512-610-L
EDH510-307	EFS510-307	ETS510-307	102	EDV510-307	88	ETC510-307	148	EDK510-608	3,27	SES510-608-L
EDH510-307	EFS510-307	ETS510-307	102	EDV510-307	88	ETC510-307	148	EDK510-608	3,27	SES510-608-L
EDH610	EFS610	ETS610	117	EDV610	105	ETC610	165	EDK512-610	5,2	SES512-610-L
EDH610	EFS610	ETS610	117	EDV610	105	ETC610	165	EDK512-610	5,2	SES512-610-L
EDH511	EFS511	ETS511	107	EDV511	95	ETC511	165	EDK511-609	4,41	SES511-609-L
EDH611	EFS611	ETS611	122	EDV611	110	ETC611	170	EDK513-611	6,5	SES513-611-L
EDH511	EFS511	ETS511	107	EDV511	95	ETC511	165	EDK511-609	4,41	SES511-609-L
EDH611	EFS611	ETS611	122	EDV611	110	ETC611	170	EDK513-611	6,5	SES513-611-L
EDH611	EFS611	ETS611	122	EDV611	110	ETC611	170	EDK513-611	6,5	SES513-611-L
EDH511	EFS511	ETS511	107	EDV511	95	ETC511	165	EDK511-609	4,41	SES511-609-L
EDH511	EFS511	ETS511	107	EDV511	95	ETC511	165	EDK511-609	4,41	SES511-609-L
EDH611	EFS611	ETS611	122	EDV611	110	ETC611	170	EDK513-611	6,5	SES513-611-L
EDH611	EFS611	ETS611	122	EDV611	110	ETC611	170	EDK513-611	6,5	SES513-611-L

Plummer block housings

SES, split

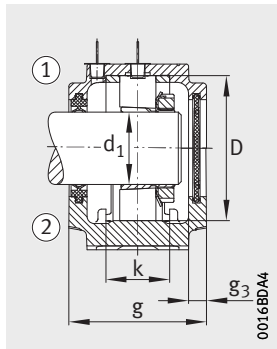
For bearings with tapered bore and adapter sleeve

Metric shaft

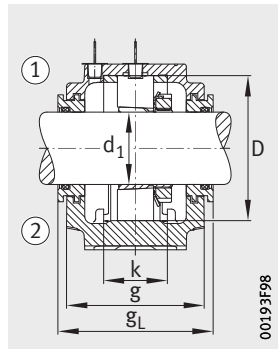


Dimension table (continued) · Dimensions in mm																
Shaft d ₁ mm	Housing Dimensions													Bearing and accessories		
	h	h ₁	g	b	c	a	m	v	u	s	D	k	g ₃	Bearing	Adapter sleeve	Locating ring 2 pieces
55	70	134	105	70	30	255	210	24	18	M16	110	48	12	1212-K	H212	FRM110/13
55	80	156	115	80	30	280	230	24	18	M16	130	56	13	1312-K	H312	FRM130/12,5
55	70	134	105	70	30	255	210	24	18	M16	110	48	12	20212-K	H212	FRM110/13
55	80	156	115	80	30	280	230	24	18	M16	130	56	13	20312-K	H312	FRM130/12,5
55	80	156	115	80	30	280	230	24	18	M16	130	56	13	21312..-K	H312	FRM130/12,5
55	70	134	105	70	30	255	210	24	18	M16	110	48	12	2212-K	H312	FRM110/10
55	70	134	105	70	30	255	210	24	18	M16	110	48	12	22212..-K	H312	FRM110/10
55	70	134	105	70	30	255	210	24	18	M16	110	48	12	222SM55-TVPA	–	FRM110/13
55	80	156	115	80	30	280	230	24	18	M16	130	56	13	22312..-K	H2312	FRM130/5
55	80	156	115	80	30	280	230	24	18	M16	130	56	13	2312-K	H2312	FRM130/5
60	80	150	110	80	30	275	230	24	18	M16	120	51	13	1213-K	H213	FRM120/14
60	95	177	120	90	32	315	260	28	22	M20	140	58	13	1313-K	H313	FRM140/12,5
60	80	150	110	80	30	275	230	24	18	M16	120	51	13	20213-K	H213	FRM120/14
60	95	177	120	90	32	315	260	28	22	M20	140	58	13	20313-K	H313	FRM140/12,5
60	95	177	120	90	32	315	260	28	22	M20	140	58	13	21313..-K	H313	FRM140/12,5
60	80	150	110	80	30	275	230	24	18	M16	120	51	13	2213-K	H313	FRM120/10
60	80	150	110	80	30	275	230	24	18	M16	120	51	13	22213..-K	H313	FRM120/10
60	80	150	110	80	30	275	230	24	18	M16	120	51	13	222SM60-TVPA	–	FRM120/10
60	95	177	120	90	32	315	260	28	22	M20	140	58	13	22313..-K	H2313	FRM140/5
60	95	177	120	90	32	315	260	28	22	M20	140	58	13	2313-K	H2313	FRM140/5
65	80	156	115	80	30	280	230	24	18	M16	130	56	13	1215-K	H215	FRM130/15,5
65	100	194	140	100	35	345	290	28	22	M20	160	65	13	1315-K	H315	FRM160/14
65	80	156	115	80	30	280	230	24	18	M16	130	56	13	20215-K	H215	FRM130/15,5
65	100	194	140	100	35	345	290	28	22	M20	160	65	13	20315-K	H315	FRM160/14
65	100	194	140	100	35	345	290	28	22	M20	160	65	13	21315..-K	H315	FRM160/14
65	80	156	115	80	30	280	230	24	18	M16	130	56	13	2215-K	H315	FRM130/12,5
65	80	156	115	80	30	280	230	24	18	M16	130	56	13	22215..-K	H315	FRM130/12,5
65	80	156	115	80	30	280	230	24	18	M16	130	56	13	222SM65-TVPA	–	FRM130/12,5
65	100	194	140	100	35	345	290	28	22	M20	160	65	13	22315..-K	H2315	FRM160/5
65	100	194	140	100	35	345	290	28	22	M20	160	65	13	2315-K	H2315	FRM160/5

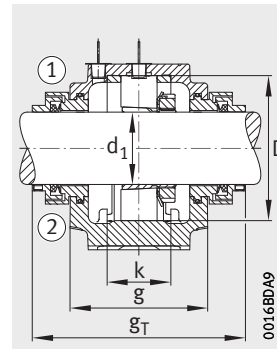
① Locating bearing. ② Non-locating bearing.



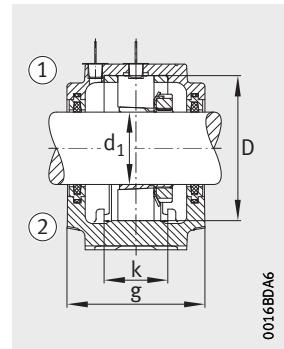
Double lip seal EDH
Cover EDK



Labyrinth seal ETS



Taconite seal ETC

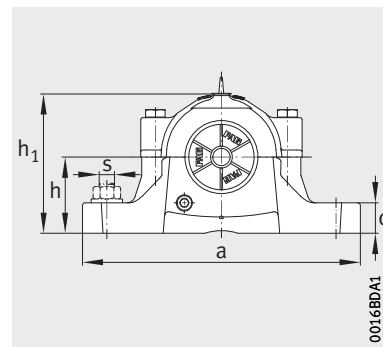
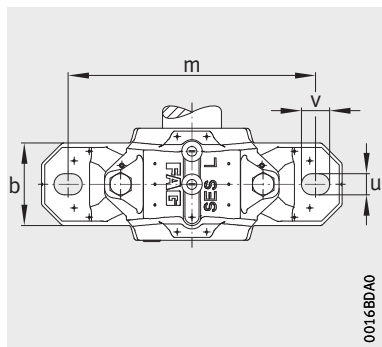


Felt seal EFS

									Housing	
Double lip seal	Felt seal	Labyrinth seal		V ring seal		Taconite seal		Cover	Mass m ≈ kg	Designation
			gL mm		gv mm		gT mm			
EDH512	EFS512	ETS512	117	EDV512	105	ETC512	175	EDK512-610	5,2	SES512-610-L
EDH612	EFS612	ETS612	127	EDV612	115	ETC612	175	EDK515-612	7	SES515-612-L
EDH512	EFS512	ETS512	117	EDV512	105	ETC512	175	EDK512-610	5,2	SES512-610-L
EDH612	EFS612	ETS612	127	EDV612	115	ETC612	175	EDK515-612	7	SES515-612-L
EDH612	EFS612	ETS612	127	EDV612	115	ETC612	175	EDK515-612	7	SES515-612-L
EDH512	EFS512	ETS512	117	EDV512	105	ETC512	175	EDK512-610	5,2	SES512-610-L
EDH512	EFS512	ETS512	117	EDV512	105	ETC512	175	EDK512-610	5,2	SES512-610-L
EDH512	EFS512	ETS512	117	EDV512	105	ETC512	175	EDK512-610	5,2	SES512-610-L
EDH612	EFS612	ETS612	127	EDV612	115	ETC612	175	EDK515-612	7	SES515-612-L
EDH612	EFS612	ETS612	127	EDV612	115	ETC612	175	EDK515-612	7	SES515-612-L
EDH513	EFS513	ETS513	122	EDV513	110	ETC513	180	EDK513-611	6,5	SES513-611-L
EDH613	EFS613	ETS613	134	EDV613	120	ETC613	180	EDK516-613	9,3	SES516-613-L
EDH513	EFS513	ETS513	122	EDV513	110	ETC513	180	EDK513-611	6,5	SES513-611-L
EDH613	EFS613	ETS613	134	EDV613	120	ETC613	180	EDK516-613	9,3	SES516-613-L
EDH613	EFS613	ETS613	134	EDV613	120	ETC613	180	EDK516-613	9,3	SES516-613-L
EDH513	EFS513	ETS513	122	EDV513	110	ETC513	180	EDK513-611	6,5	SES513-611-L
EDH513	EFS513	ETS513	122	EDV513	110	ETC513	180	EDK513-611	6,5	SES513-611-L
EDH513	EFS513	ETS513	122	EDV513	110	ETC513	180	EDK513-611	6,5	SES513-611-L
EDH613	EFS613	ETS613	134	EDV613	120	ETC613	180	EDK516-613	9,3	SES516-613-L
EDH613	EFS613	ETS613	134	EDV613	120	ETC613	180	EDK516-613	9,3	SES516-613-L
EDH515	EFS515	ETS515	127	EDV515	115	ETC515	175	EDK515-612	7	SES515-612-L
EDH615	EFS615	ETS615	154	EDV615	140	ETC615	200	EDK518-615	12,9	SES518-615-L
EDH515	EFS515	ETS515	127	EDV515	115	ETC515	175	EDK515-612	7	SES515-612-L
EDH615	EFS615	ETS615	154	EDV615	140	ETC615	200	EDK518-615	12,9	SES518-615-L
EDH615	EFS615	ETS615	154	EDV615	140	ETC615	200	EDK518-615	12,9	SES518-615-L
EDH515	EFS515	ETS515	127	EDV515	115	ETC515	175	EDK515-612	7	SES515-612-L
EDH515	EFS515	ETS515	127	EDV515	115	ETC515	175	EDK515-612	7	SES515-612-L
EDH515	EFS515	ETS515	127	EDV515	115	ETC515	175	EDK515-612	7	SES515-612-L
EDH615	EFS615	ETS615	154	EDV615	140	ETC615	200	EDK518-615	12,9	SES518-615-L
EDH615	EFS615	ETS615	154	EDV615	140	ETC615	200	EDK518-615	12,9	SES518-615-L

Plummer block housings

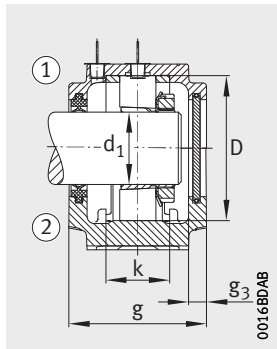
SES, split
For bearings with tapered bore and adapter sleeve
Metric shaft



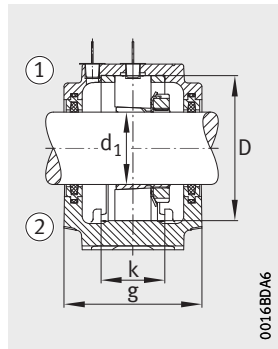
Dimension table (continued) · Dimensions in mm

Shaft d ₁ mm	Housing Dimensions													Bearing and accessories		
	h	h ₁	g	b	c	a	m	v	u	s	D	k	g ₃	Bearing	Adapter sleeve	Locating ring 2 pieces
70	95	177	120	90	32	315	260	28	22	M20	140	58	13	1216-K	H216	FRM140/16
70	112	212	145	100	35	345	290	28	22	M20	170	68	14	1316-K	H316	FRM170/14,5
70	95	177	120	90	32	315	260	28	22	M20	140	58	13	202216-K	H216	FRM140/16
70	112	212	145	100	35	345	290	28	22	M20	170	68	14	20316-K	H316	FRM170/14,5
70	112	212	145	100	35	345	290	28	22	M20	170	68	14	21316..-K	H316	FRM170/14,5
70	95	177	120	90	32	315	260	28	22	M20	140	58	13	2216-K	H316	FRM140/12,5
70	95	177	120	90	32	315	260	28	22	M20	140	58	13	22216..-K	H316	FRM140/12,5
70	95	177	120	90	32	315	260	28	22	M20	140	58	13	222SM70-TVPA	–	FRM140/12,5
70	112	212	145	100	35	345	290	28	22	M20	170	68	14	22316..-K	H2316	FRM170/5
70	112	212	145	100	35	345	290	28	22	M20	170	68	14	2316-K	H2316	FRM170/5
75	95	183	125	90	32	320	260	28	22	M20	150	61	13	1217-K	H217	FRM150/16,5
75	112	218	160	110	40	380	320	32	26	M24	180	70	14	1317-K	H317	FRM180/14,5
75	95	183	125	90	32	320	260	28	22	M20	150	61	13	20217-K	H217	FRM150/16,5
75	112	218	160	110	40	380	320	32	26	M24	180	70	14	21317..-K	H317	FRM180/14,5
75	95	183	125	90	32	320	260	28	22	M20	150	61	13	2217-K	H317	FRM150/12,5
75	95	183	125	90	32	320	260	28	22	M20	150	61	13	22217..-K	H317	FRM150/12,5
75	95	183	125	90	32	320	260	28	22	M20	150	61	13	222SM75-TVPA	–	FRM150/12,5
75	112	218	160	110	40	380	320	32	26	M24	180	70	14	22317..-K	H2317	FRM180/5
75	112	218	160	110	40	380	320	32	26	M24	180	70	14	2317-K	H2317	FRM180/5
80	100	194	140	100	35	345	290	28	22	M20	160	65	13	1218-K	H218	FRM160/17,5
80	112	229	155	110	40	380	320	32	26	M24	190	74	15	1318-K	H318	FRM190/15,5
80	100	194	140	100	35	345	290	28	22	M20	160	65	13	20218-K	H218	FRM160/17,5
80	112	229	155	110	40	380	320	32	26	M24	190	74	15	20318-K	H318	FRM190/15,5
80	112	229	155	110	40	380	320	32	26	M24	190	74	15	21318..-K	H318	FRM190/15,5
80	100	194	140	100	35	345	290	28	22	M20	160	65	13	2218-K	H318	FRM160/12,5
80	100	194	140	100	35	345	290	28	22	M20	160	65	13	22218..-K	H318	FRM160/12,5
80	100	194	140	100	35	345	290	28	22	M20	160	65	13	222SM80-TVPA	–	FRM160/12,5
80	112	229	155	110	40	380	320	32	26	M24	190	74	15	22318..-K	H2318	FRM190/5
80	112	229	155	110	40	380	320	32	26	M24	190	74	15	2318-K	H2318	FRM190/5
80	100	194	140	100	35	345	290	28	22	M20	160	65	13	23218..-K	H2318	FRM160/6,25

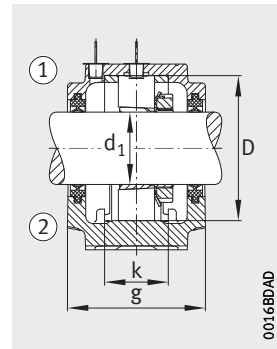
① Locating bearing. ② Non-locating bearing.



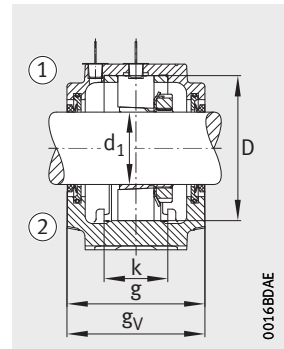
Double lip seal EDH
Cover EDKT



Felt seal EFS



Double lip seal EDH



V ring seal EDH

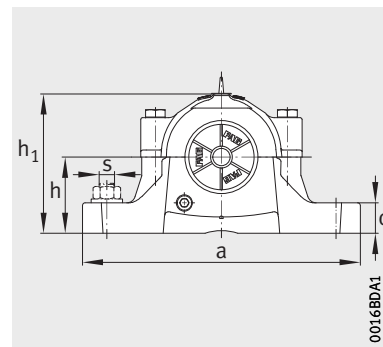
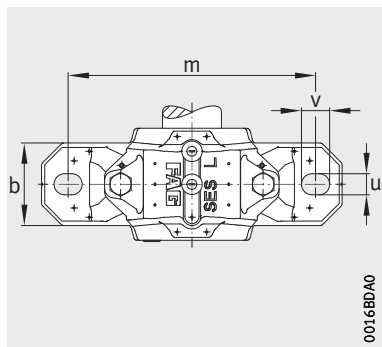
									Housing	
Double lip seal	Felt seal	Labyrinth seal		V ring seal		Taconite seal		Cover	Mass m ≈ kg	Designation
			g _L mm		g _V mm		g _T mm			
EDH516	EFS516	ETS516	134	EDV516	120	ETC516	205	EDK516-613	9,3	SES516-613-L
EDH616	EFS616	ETS616	161	EDV616	145	ETC616	205	EDK519-616	13,8	SES519-616-L
EDH516	EFS516	ETS516	134	EDV516	120	ETC516	205	EDK516-613	9,3	SES516-613-L
EDH616	EFS616	ETS616	161	EDV616	145	ETC616	205	EDK519-616	13,8	SES519-616-L
EDH616	EFS616	ETS616	161	EDV616	145	ETC616	205	EDK519-616	13,8	SES519-616-L
EDH516	EFS516	ETS516	134	EDV516	120	ETC516	205	EDK516-613	9,3	SES516-613-L
EDH516	EFS516	ETS516	134	EDV516	120	ETC516	205	EDK516-613	9,3	SES516-613-L
EDH516	EFS516	ETS516	134	EDV516	120	ETC516	205	EDK516-613	9,3	SES516-613-L
EDH616	EFS616	ETS616	161	EDV616	145	ETC616	205	EDK519-616	13,8	SES519-616-L
EDH616	EFS616	ETS616	161	EDV616	145	ETC616	205	EDK519-616	13,8	SES519-616-L
EDH517	EFS517	ETS517	139	EDV517	125	ETC517	210	EDK517	9,8	SES517-L
EDH617	EFS617	ETS617	176	EDV617	160	ETC617	220	EDK520-617	17,1	SES520-617-L
EDH517	EFS517	ETS517	139	EDV517	125	ETC517	210	EDK517	9,8	SES517-L
EDH617	EFS617	ETS617	176	EDV617	160	ETC617	220	EDK520-617	17,1	SES520-617-L
EDH517	EFS517	ETS517	139	EDV517	125	ETC517	210	EDK517	9,8	SES517-L
EDH517	EFS517	ETS517	139	EDV517	125	ETC517	210	EDK517	9,8	SES517-L
EDH517	EFS517	ETS517	139	EDV517	125	ETC517	210	EDK517	9,8	SES517-L
EDH617	EFS617	ETS617	176	EDV617	160	ETC617	220	EDK520-617	17,1	SES520-617-L
EDH617	EFS617	ETS617	176	EDV617	160	ETC617	220	EDK520-617	17,1	SES520-617-L
EDH518	EFS518	ETS518	154	EDV518	140	ETC518	225	EDK518-615	12,9	SES518-615-L
EDH618	EFS618	ETS618	170,3	EDV618	162,5	ETC618	178	EDK218	19,1	SES618-318-L
EDH518	EFS518	ETS518	154	EDV518	140	ETC518	225	EDK518-615	12,9	SES518-615-L
EDH618	EFS618	ETS618	170,3	EDV618	162,5	ETC618	178	EDK218	19,1	SES618-318-L
EDH618	EFS618	ETS618	170,3	EDV618	162,5	ETC618	178	EDK218	19,1	SES618-318-L
EDH518	EFS518	ETS518	154	EDV518	140	ETC518	225	EDK518-615	12,9	SES518-615-L
EDH518	EFS518	ETS518	154	EDV518	140	ETC518	225	EDK518-615	12,9	SES518-615-L
EDH518	EFS518	ETS518	154	EDV518	140	ETC518	225	EDK518-615	12,9	SES518-615-L
EDH618	EFS618	ETS618	170,3	EDV618	162,5	ETC618	178	EDK218	19,1	SES618-318-L
EDH618	EFS618	ETS618	170,3	EDV618	162,5	ETC618	178	EDK218	19,1	SES618-318-L
EDH518	EFS518	ETS518	154	EDV518	140	ETC518	225	EDK518-615	12,9	SES518-615-L

Plummer block housings

SES, split

For bearings with tapered bore and adapter sleeve

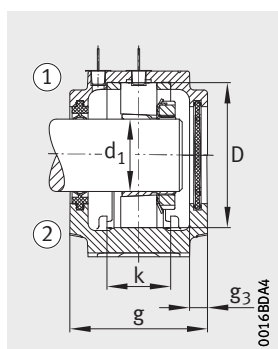
Metric shaft



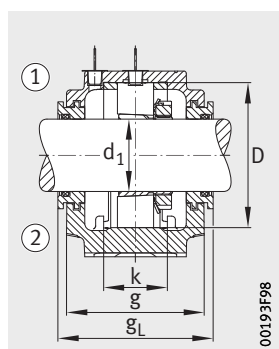
Dimension table (continued) · Dimensions in mm																
Shaft d ₁ mm	Housing Dimensions													Bearing and accessories		
	h	h ₁	g	b	c	a	m	v	u	s	D	k	g ₃	Bearing	Adapter sleeve	Locating ring 2 pieces
85	112	212	145	100	35	345	290	28	22	M20	170	68	14	1219-K	H219	FRM170/18
85	125	242	175	120	45	410	350	32	26	M24	200	80	14	1319-K	H319	FRM200/17,5
85	112	212	145	100	35	345	290	28	22	M20	170	68	14	20219-K	H219	FRM170/18
85	125	242	175	120	45	410	350	32	26	M24	200	80	14	20319-K	H319	FRM200/17,5
85	125	242	175	120	45	410	350	32	26	M24	200	80	14	21319..-K	H319	FRM200/17,5
85	112	212	145	100	35	345	290	28	22	M20	170	68	14	2219-K	H319	FRM170/12,5
85	112	212	145	100	35	345	290	28	22	M20	170	68	14	22219..-K	H319	FRM170/12,5
85	112	212	145	100	35	345	290	28	22	M20	170	68	14	222SM85-TVPA	–	FRM170/12,5
85	125	242	175	120	45	410	350	32	26	M24	200	80	14	22319..-K	H2319	FRM200/6,5
85	125	242	175	120	45	410	350	32	26	M24	200	80	14	2319-K	H2319	FRM200/6,5
90	112	218	160	110	40	380	320	32	26	M24	180	70	14	1220-K	H220	FRM180/18
90	140	271	185	120	45	410	350	32	26	M24	215	86	15	1320-K	H320	FRM215/19,5
90	112	218	160	110	40	380	320	32	26	M24	180	70	14	20220-K	H220	FRM180/18
90	140	271	185	120	45	410	350	32	26	M24	215	86	15	20320-K	H320	FRM215/19,5
90	140	271	185	120	45	410	350	32	26	M24	215	86	15	21320..-K	H320	FRM215/19,5
90	112	218	160	110	40	380	320	32	26	M24	180	70	14	2220-K	H320	FRM180/12
90	112	218	160	110	40	380	320	32	26	M24	180	70	14	22220..-K	H320	FRM180/12
90	112	218	160	110	40	380	320	32	26	M24	180	70	14	222SM90-TVPA	–	FRM180/12
90	140	271	185	120	45	410	350	32	26	M24	215	86	15	22320..-K	H2320	FRM215/6,5
90	140	271	185	120	45	410	350	32	26	M24	215	86	15	2320-K	H2320	FRM215/6,5
90	112	218	160	110	40	380	320	32	26	M24	180	70	14	23220..-K	H2320	FRM180/4,85
100	125	242	175	120	45	410	350	32	26	M24	200	80	14	1222-K	H222	FRM200/21
100	150	298	185	130	50	450	390	35	28	M24	240	90	18	1322-K	H322	FRM240/20
100	125	242	175	120	45	410	350	32	26	M24	200	80	14	20222-K	H222	FRM200/21
100	150	298	185	130	50	450	390	35	28	M24	240	90	18	21322..-K	H322	FRM240/20
100	125	242	175	120	45	410	350	32	26	M24	200	80	14	2222-K	H322	FRM200/13,5
100	125	242	175	120	45	410	350	32	26	M24	200	80	14	22222..-K	H322	FRM200/13,5
100	125	242	175	120	45	410	350	32	26	M24	200	80	14	222SM100-TVPA	–	FRM200/13,5
100	150	298	185	130	50	450	390	35	28	M24	240	90	18	22322..-K	H2322	FRM240/5
100	150	298	185	130	50	450	390	35	28	M24	240	90	18	2322-K	H2322	FRM240/5
100	125	242	175	120	45	410	350	32	26	M24	200	80	14	23222..-K	H2322	FRM200/5,1

① Locating bearing. ② Non-locating bearing.

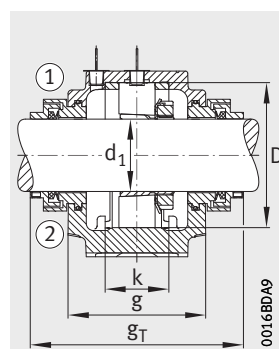
1) Housing with eye bolt.



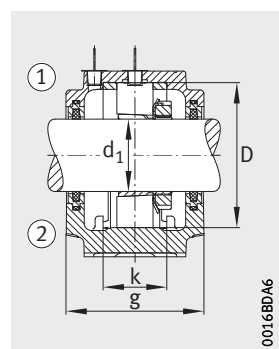
Double lip seal EDH
Cover EDK



Labyrinth seal ETS



Taconite seal ETC



Felt seal EFS

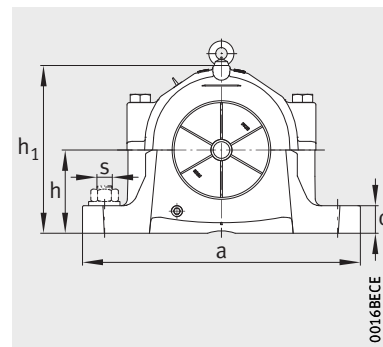
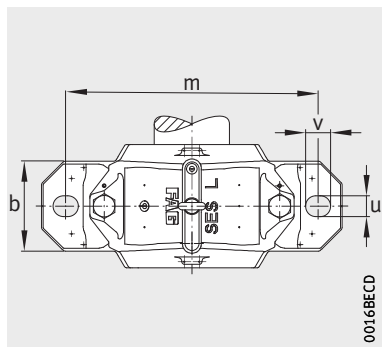
									Housing	
Double lip seal	Felt seal	Labyrinth seal		V ring seal		Taconite seal		Cover	Mass m ≈ kg	Designation
			gL mm		gv mm		gT mm			
EDH519	EFS519	ETS519	161	EDV519	145	ETC519	220	EDK519-616	13,8	SES519-616-L
EDH619	EFS619	ETS619	191	EDV619	175	ETC619	235	EDK522-619	22,8	SES522-619-L
EDH519	EFS519	ETS519	161	EDV519	145	ETC519	220	EDK519-616	13,8	SES519-616-L
EDH619	EFS619	ETS619	191	EDV619	175	ETC619	235	EDK522-619	22,8	SES522-619-L
EDH619	EFS619	ETS619	191	EDV619	175	ETC619	235	EDK522-619	22,8	SES522-619-L
EDH519	EFS519	ETS519	161	EDV519	145	ETC519	220	EDK519-616	13,8	SES519-616-L
EDH519	EFS519	ETS519	161	EDV519	145	ETC519	220	EDK519-616	13,8	SES519-616-L
EDH519	EFS519	ETS519	161	EDV519	145	ETC519	220	EDK519-616	13,8	SES519-616-L
EDH619	EFS619	ETS619	191	EDV619	175	ETC619	235	EDK522-619	22,8	SES522-619-L
EDH619	EFS619	ETS619	191	EDV619	175	ETC619	235	EDK522-619	22,8	SES522-619-L
EDH520	EFS520	ETS520	176	EDV520	160	ETC520	230	EDK520-617	17,1	SES520-617-L
EDH620	EFS620	ETS620	199	EDV620	185	ETC620	240	EDK524-620	26,2	SES524-620-L¹⁾
EDH520	EFS520	ETS520	176	EDV520	160	ETC520	230	EDK520-617	17,1	SES520-617-L
EDH620	EFS620	ETS620	199	EDV620	185	ETC620	240	EDK524-620	26,2	SES524-620-L¹⁾
EDH620	EFS620	ETS620	199	EDV620	185	ETC620	240	EDK524-620	26,2	SES524-620-L¹⁾
EDH520	EFS520	ETS520	176	EDV520	160	ETC520	230	EDK520-617	17,1	SES520-617-L
EDH520	EFS520	ETS520	176	EDV520	160	ETC520	230	EDK520-617	17,1	SES520-617-L
EDH520	EFS520	ETS520	176	EDV520	160	ETC520	230	EDK520-617	17,1	SES520-617-L
EDH620	EFS620	ETS620	199	EDV620	185	ETC620	240	EDK524-620	26,2	SES524-620-L¹⁾
EDH620	EFS620	ETS620	199	EDV620	185	ETC620	240	EDK524-620	26,2	SES524-620-L¹⁾
EDH520	EFS520	ETS520	176	EDV520	160	ETC520	230	EDK520-617	17,1	SES520-617-L
EDH522-622	EFS522-622	ETS522-622	191	EDV522-622	175	ETC522-622	250	EDK522-619	22,8	SES522-619-L
EDH522-622	EFS522-622	ETS522-622	196,5	EDV522-622	180,5	ETC522-622	255,5	EDK522-619	36,1	SES622-322-L¹⁾
EDH522-622	EFS522-622	ETS522-622	191	EDV522-622	175	ETC522-622	250	EDK522-619	22,8	SES522-619-L
EDH522-622	EFS522-622	ETS522-622	196,5	EDV522-622	180,5	ETC522-622	255,5	EDK522-619	36,1	SES622-322-L¹⁾
EDH522-622	EFS522-622	ETS522-622	191	EDV522-622	175	ETC522-622	250	EDK522-619	22,8	SES522-619-L
EDH522-622	EFS522-622	ETS522-622	191	EDV522-622	175	ETC522-622	250	EDK522-619	22,8	SES522-619-L
EDH522-622	EFS522-622	ETS522-622	191	EDV522-622	175	ETC522-622	250	EDK522-619	22,8	SES522-619-L
EDH522-622	EFS522-622	ETS522-622	196,5	EDV522-622	180,5	ETC522-622	255,5	EDK522-619	36,1	SES622-322-L¹⁾
EDH522-622	EFS522-622	ETS522-622	196,5	EDV522-622	180,5	ETC522-622	255,5	EDK522-619	36,1	SES622-322-L¹⁾
EDH522-622	EFS522-622	ETS522-622	191	EDV522-622	175	ETC522-622	250	EDK522-619	22,8	SES522-619-L

Plummer block housings

SES, split

For bearings with tapered bore and adapter sleeve

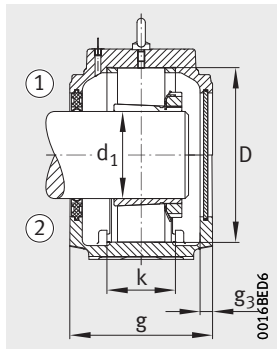
Metric shaft



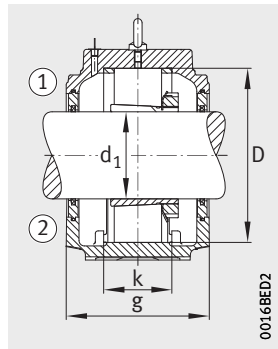
Dimension table (continued) · Dimensions in mm

Shaft d ₁ mm	Housing Dimensions													Bearing and accessories		
	h	h ₁	g	b	c	a	m	v	u	s	D	k	g ₃	Bearing	Adapter sleeve	Locating ring 2 pieces
110	170	344	235	160	60	550	470	42	35	M30	290	114	15	20224...K	H3024	FRM215/23
110	160	321	190	160	60	530	450	42	35	M30	260	96	18	20324...K	H3124	FRM260/20,5
110	170	344	235	160	60	550	470	42	35	M30	290	114	15	22224...K	H3124	FRM215/14
110	170	344	235	160	60	550	470	42	35	M30	290	114	15	222SM110-TVPA	–	FRM215/14
110	160	321	190	160	60	530	450	42	35	M30	260	96	18	22324...K	H2324	FRM260/5
110	170	344	235	160	60	550	470	42	35	M30	290	114	15	23224...K	H2324	FRM215/5
115	150	290	190	130	50	445	380	35	28	M24	230	90	15	20226...K	H3026	FRM230/25
115	150	290	190	130	50	445	380	35	28	M24	230	90	15	22226...K	H3126	FRM230/13
115	150	290	190	130	50	445	380	35	28	M24	230	90	15	222SM115-TVPA	–	FRM230/25
115	150	290	190	130	50	445	380	35	28	M24	230	90	15	23226...K	H2326	FRM230/5
125	150	302	205	150	50	500	420	42	35	M30	250	98	15	20228...K	H3028	FRM250/28
125	150	302	205	150	50	500	420	42	35	M30	250	98	15	22228...K	H3128	FRM250/15
125	150	302	205	150	50	500	420	42	35	M30	250	98	15	222SM125-TVPA	–	FRM250/15
125	150	302	205	150	50	500	420	42	35	M30	250	98	15	23228...K	H2328	FRM250/5
135	160	323	220	160	60	530	450	42	35	M30	270	106	15	20230...K	H3030	FRM270/30,5
135	160	323	220	160	60	530	450	42	35	M30	270	106	15	22230...K	H3130	FRM270/16,5
135	160	323	220	160	60	530	450	42	35	M30	270	106	15	222SM135-TVPA	–	FRM270/16,5
135	160	323	220	160	60	530	450	42	35	M30	270	106	15	23230...K	H2330	FRM270/5
140	170	344	235	160	60	550	470	42	35	M30	290	114	15	20232...K	H3032(-HG)	FRM290/33
140	170	344	235	160	60	550	470	42	35	M30	290	114	15	22232...K	H3132(-HG)	FRM290/17
140	170	344	235	160	60	550	470	42	35	M30	290	114	15	222SM140-TVPA	–	FRM290/17
140	170	344	235	160	60	550	470	42	35	M30	290	114	15	23232...K	H2332(-HG)	FRM290/5

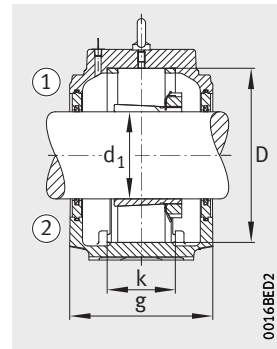
① Locating bearing. ② Non-locating bearing.



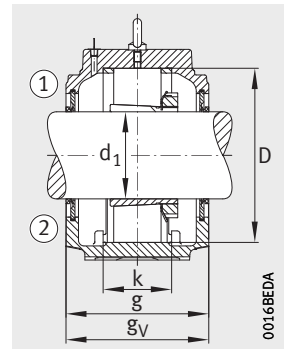
Double lip seal EDH
Cover EDKT



Felt seal EFS



Double lip seal EDH

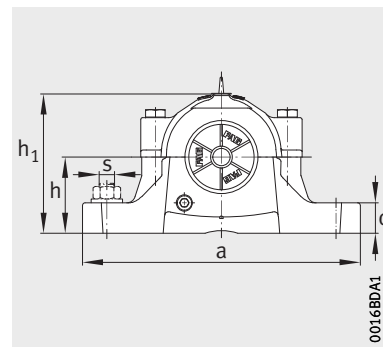
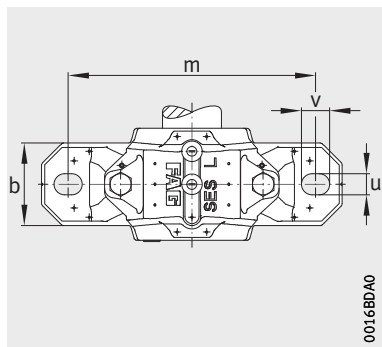


V ring seal EDH

									Housing	
Double lip seal	Felt seal	Labyrinth seal		V ring seal		Taconite seal		Cover	Mass m ≈ kg	Designation
			gL mm		gV mm		gT mm			
EDH524-624	EFS524-624	ETS524-624	199	EDV524-624	185	ETC524-624	260	EDK524-620	56,7	SES524-620-L
EDH524-624	EFS524-624	ETS524-624	201,5	EDV524-624	187,5	ETC524-624	262,5	EDK524-620	47,5	SES624-324-L
EDH524-624	EFS524-624	ETS524-624	199	EDV524-624	185	ETC524-624	260	EDK524-620	56,7	SES524-620-L
EDH524-624	EFS524-624	ETS524-624	199	EDV524-624	185	ETC524-624	260	EDK524-620	56,7	SES524-620-L
EDH524-624	EFS524-624	ETS524-624	201,5	EDV524-624	187,5	ETC524-624	262,5	EDK524-620	47,5	SES624-324-L
EDH524-624	EFS524-624	ETS524-624	199	EDV524-624	185	ETC524-624	260	EDK524-620	56,7	SES524-620-L
EDH526	EFS526	ETS526	207	EDV526	190	ETC526	265	EDK526	33,1	SES526-L
EDH526	EFS526	ETS526	207	EDV526	190	ETC526	265	EDK526	33,1	SES526-L
EDH526	EFS526	ETS526	207	EDV526	190	ETC526	265	EDK526	33,1	SES526-L
EDH526	EFS526	ETS526	207	EDV526	190	ETC526	265	EDK526	33,1	SES526-L
EDH528	EFS528	ETS528	222	EDV528	205	ETC528	285	EDK528	40,3	SES528-L
EDH528	EFS528	ETS528	222	EDV528	205	ETC528	285	EDK528	40,3	SES528-L
EDH528	EFS528	ETS528	222	EDV528	205	ETC528	285	EDK528	40,3	SES528-L
EDH528	EFS528	ETS528	222	EDV528	205	ETC528	285	EDK528	40,3	SES528-L
EDH530	EFS530	ETS530	237	EDV530	220	ETC530	295	EDK530	48,5	SES530-L
EDH530	EFS530	ETS530	237	EDV530	220	ETC530	295	EDK530	48,5	SES530-L
EDH530	EFS530	ETS530	237	EDV530	220	ETC530	295	EDK530	48,5	SES530-L
EDH530	EFS530	ETS530	237	EDV530	220	ETC530	295	EDK530	48,5	SES530-L
EDH532	EFS532	ETS532	252	EDV532	235	ETC532	315	EDK532	56,7	SES532-L
EDH532	EFS532	ETS532	252	EDV532	235	ETC532	315	EDK532	56,7	SES532-L
EDH532	EFS532	ETS532	252	EDV532	235	ETC532	315	EDK532	56,7	SES532-L
EDH532	EFS532	ETS532	252	EDV532	235	ETC532	315	EDK532	56,7	SES532-L

Plummer block housings

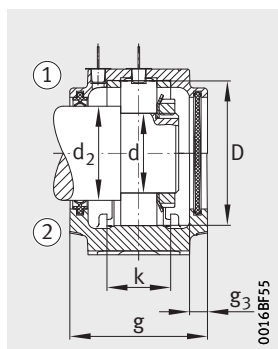
SES, split
For bearings with
cylindrical bore
Metric shaft



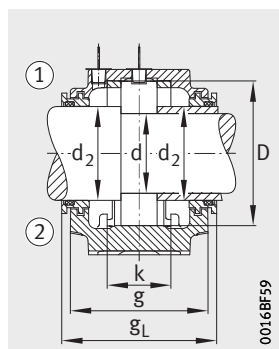
Dimension table · Dimensions in mm																
Shaft		Housing Dimensions													Bearing and accessories	
d	d ₂	h	h ₁	g	b	c	a	m	v	u	s	D	k	g ₃	Bearing	Locating ring
mm	mm															2 pieces
25	30	40	74	67	46	19	165	130	20	15	M12	52	25	10	1205	FRM52/5
25	30	50	89	77	52	22	185	150	20	15	M12	62	32	10	1305	FRM62/7,5
25	30	40	74	67	46	19	165	130	20	15	M12	52	25	10	2205	FRM52/3,5
25	30	50	89	77	52	22	185	150	20	15	M12	62	32	10	2305	FRM62/4
25	30	40	74	67	46	19	165	130	20	15	M12	52	25	10	6205	FRM52/5
25	30	50	89	77	52	22	185	150	20	15	M12	62	32	10	6305	FRM62/7,5
25	30	40	74	67	46	19	165	130	20	15	M12	52	25	10	20205	FRM52/5
25	30	50	89	77	52	22	185	150	20	15	M12	62	32	10	20305	FRM62/7,5
25	30	50	89	77	52	22	185	150	20	15	M12	62	32	10	21305	FRM62/7,5
25	30	40	74	67	46	19	165	130	20	15	M12	52	25	10	22205	FRM52/3,5
25	30	40	74	67	46	19	165	130	20	15	M12	52	25	10	WS22205-E1-2RSR	FRM52/1
25	30	40	74	67	46	19	165	130	20	15	M12	52	25	10	WS22205-E1-2RSR	FRM52/1
30	35	50	89	77	52	22	185	150	20	15	M12	62	32	10	1206	FRM62/8
30	35	50	93	82	52	22	185	150	20	15	M12	72	34	11	1306	FRM72/7,5
30	35	50	89	77	52	22	185	150	20	15	M12	62	32	10	2206	FRM62/6
30	35	50	93	82	52	22	185	150	20	15	M12	72	34	11	2306	FRM72/3,5
30	35	50	89	77	52	22	185	150	20	15	M12	62	32	10	6206	FRM62/8
30	35	50	93	82	52	22	185	150	20	15	M12	72	34	11	6306	FRM72/7,5
30	35	50	89	77	52	22	185	150	20	15	M12	62	32	10	20206	FRM62/8
30	35	50	93	82	52	22	185	150	20	15	M12	72	34	11	20306	FRM72/7,5
30	35	50	93	82	52	22	185	150	20	15	M12	72	34	11	21306	FRM72/7,5
30	35	50	89	77	52	22	185	150	20	15	M12	62	32	10	22206	FRM62/6
30	35	50	89	77	52	22	185	150	20	15	M12	62	32	10	WS22206-E1-2RSR	FRM62/3,5
30	35	50	89	77	52	22	185	150	20	15	M12	62	32	10	WS22206-E1-2RSR	FRM62/3,5

① Locating bearing. ② Non-locating bearing.

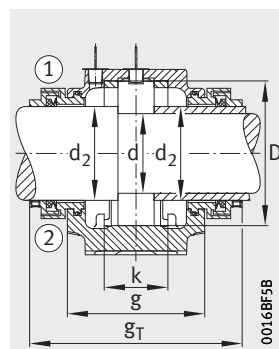
The spacer sleeve is not included in the scope of delivery.



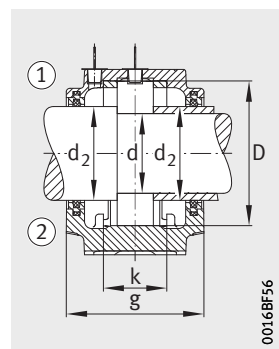
Double lip seal EDH
Cover EDK



Labyrinth seal ETS



Taconite seal ETC

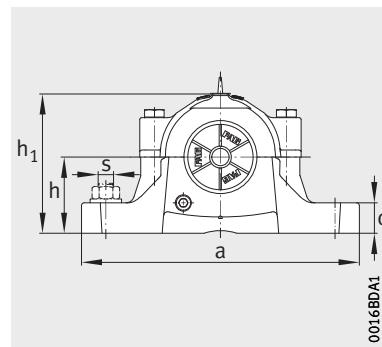
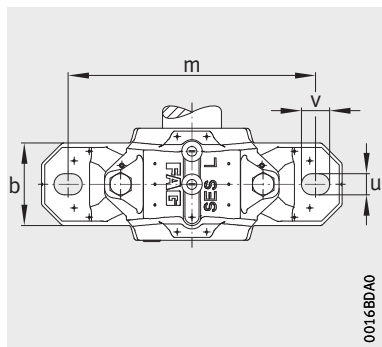


Felt seal EFS

									Housing	
Double lip seal	Felt seal	Labyrinth seal		V ring seal		Taconite seal		Cover	Mass m ≈ kg	Designation
			gL mm		gv mm		gr mm			
EDH205	–	ETS205	90	–	–	ETC205	140	EDK506-605	1,6	SES205-L
EDH507-305	EFS507-305	ETS507-305	90	EDV507-305	77	ETC507-305	140	EDK507-606	2,4	SES206-305-L
EDH205	–	ETS205	90	–	–	ETC205	140	EDK506-605	1,6	SES205-L
EDH507-305	EFS507-305	ETS507-305	90	EDV507-305	77	ETC507-305	140	EDK507-606	2,4	SES206-305-L
EDH205	–	ETS205	90	–	–	ETC205	140	EDK506-605	1,6	SES205-L
EDH507-305	EFS507-305	ETS507-305	90	EDV507-305	77	ETC507-305	140	EDK507-606	2,4	SES206-305-L
EDH205	–	ETS205	90	–	–	ETC205	140	EDK506-605	1,6	SES205-L
EDH507-305	EFS507-305	ETS507-305	90	EDV507-305	77	ETC507-305	140	EDK507-606	2,4	SES206-305-L
EDH507-305	EFS507-305	ETS507-305	90	EDV507-305	77	ETC507-305	140	EDK507-606	2,4	SES206-305-L
EDH205	–	ETS205	90	–	–	ETC205	140	EDK506-605	1,6	SES205-L
EDH205	–	ETS205	90	–	–	ETC205	140	EDK506-605	1,6	SES205-L
–	–	–	–	–	–	–	–	EDK505	1,45	SES505-L
–	–	ETS206-306	89	EDV206-306	77	ETC206-306	150	EDK507-606	2,4	SES206-305-L
–	–	ETS206-306	93	EDV206-306	81	ETC206-306	154	EDK507-606	2,27	SES507-606-L
–	–	ETS206-306	89	EDV206-306	77	ETC206-306	150	EDK507-606	2,4	SES206-305-L
–	–	ETS206-306	93	EDV206-306	81	ETC206-306	154	EDK507-606	2,27	SES507-606-L
–	–	ETS206-306	89	EDV206-306	77	ETC206-306	150	EDK507-606	2,4	SES206-305-L
–	–	ETS206-306	93	EDV206-306	81	ETC206-306	154	EDK507-606	2,27	SES507-606-L
–	–	ETS206-306	89	EDV206-306	77	ETC206-306	150	EDK507-606	2,4	SES206-305-L
–	–	ETS206-306	93	EDV206-306	81	ETC206-306	154	EDK507-606	2,27	SES507-606-L
–	–	ETS206-306	93	EDV206-306	81	ETC206-306	154	EDK507-606	2,27	SES507-606-L
–	–	ETS206-306	93	EDV206-306	81	ETC206-306	154	EDK507-606	2,27	SES507-606-L
–	–	ETS206-306	89	EDV206-306	77	ETC206-306	150	EDK507-606	2,4	SES206-305-L
–	–	ETS206-306	89	EDV206-306	77	ETC206-306	150	EDK507-606	2,4	SES206-305-L
–	–	–	–	–	–	–	–	EDK506-605	2,12	SES506-605-L

Plummer block housings

SES, split
For bearings with
cylindrical bore
Metric shaft

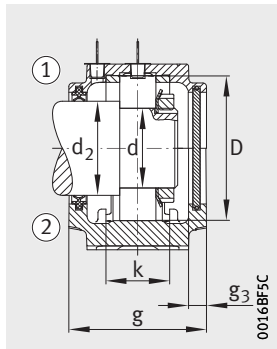


Dimension table (continued) · Dimensions in mm

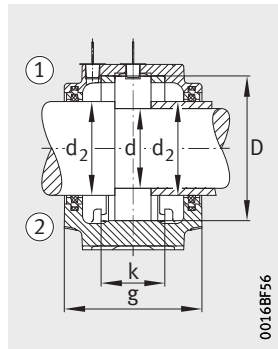
Shaft		Housing Dimensions													Bearing and accessories	
d	d ₂	h	h ₁	g	b	c	a	m	v	u	s	D	k	g ₃	Bearing	Locating ring
mm	mm															2 pieces
35	45	50	93	82	52	22	185	150	20	15	M12	72	34	11	1207	FRM72/8,5
35	45	60	108	85	60	25	205	170	20	15	M12	80	39	11	1307	FRM80/9
35	45	50	93	82	52	22	185	150	20	15	M12	72	34	11	2207	FRM72/5,5
35	45	60	108	85	60	25	205	170	20	15	M12	80	39	11	2307	FRM80/4
35	45	50	93	82	52	22	185	150	20	15	M12	72	34	11	6207	FRM72/8,5
35	45	60	108	85	60	25	205	170	20	15	M12	80	39	11	6307	FRM80/9
35	45	50	93	82	52	22	185	150	20	15	M12	72	34	11	20207	FRM72/8,5
35	45	60	108	85	60	25	205	170	20	15	M12	80	39	11	20307	FRM80/9
35	45	60	108	85	60	25	205	170	20	15	M12	80	39	11	21307	FRM80/9
35	45	50	93	82	52	22	185	150	20	15	M12	72	34	11	22207	FRM72/5,5
35	45	50	93	82	52	22	185	150	20	15	M12	72	34	11	WS22207-E1-2RSR	FRM72/3
35	45	50	93	82	52	22	185	150	20	15	M12	72	34	11	WS22207-E1-2RSR	FRM72/3
40	50	60	108	85	60	25	205	170	20	15	M12	80	39	11	1208	FRM80/10,5
40	50	60	113	90	60	25	205	170	20	15	M12	90	41	12	1308	FRM90/9
40	50	60	108	85	60	25	205	170	20	15	M12	80	39	11	2208	FRM80/8
40	50	60	113	90	60	25	205	170	20	15	M12	90	41	12	2308	FRM90/4
40	50	60	108	85	60	25	205	170	20	15	M12	80	39	11	6208	FRM80/10,5
40	50	60	108	85	60	25	205	170	20	15	M12	80	39	11	20208	FRM80/10,5
40	50	60	113	90	60	25	205	170	20	15	M12	90	41	12	21308	FRM90/9
40	50	60	108	85	60	25	205	170	20	15	M12	80	39	11	22208	FRM80/8
40	50	60	113	90	60	25	205	170	20	15	M12	90	41	12	22308	FRM90/4
40	50	60	108	85	60	25	205	170	20	15	M12	80	39	11	WS22208-E1-2RSR	FRM80/5,5
40	50	60	108	85	60	25	205	170	20	15	M12	80	39	11	WS22208-E1-2RSR	FRM80/5,5
40	50	60	113	90	60	25	205	170	20	15	M12	90	41	12	WS22308-E1-2RSR	FRM90/1,5

① Locating bearing. ② Non-locating bearing.

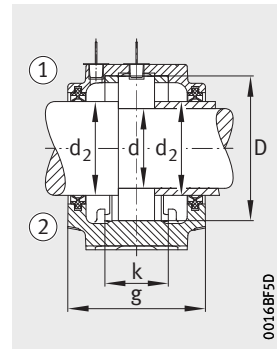
The spacer sleeve is not included in the scope of delivery.



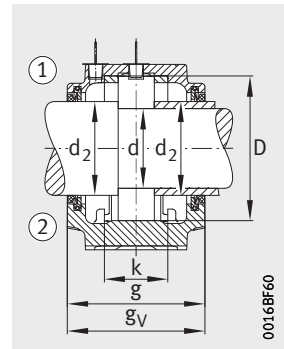
Double lip seal EDH
Cover EDKT



Felt seal EFS



Double lip seal EDH

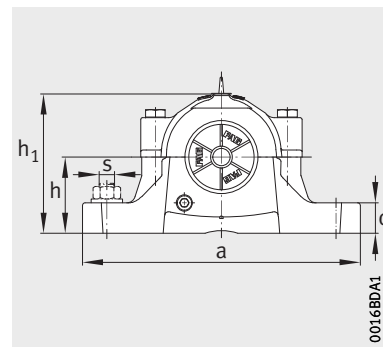
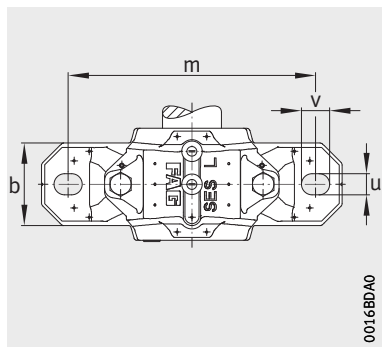


V ring seal EDH

									Housing	
Double lip seal	Felt seal	Labyrinth seal		V ring seal		Taconite seal		Cover	Mass m ≈ kg	Designation
			gL mm		gV mm		gT mm			
–	–	ETS207	96	EDV207	82	ETC207	160	EDK509	2,1	SES207-L
EDH510-307	EFS510-307	ETS510-307	99	EDV510-307	85	ETC510-307	145	EDK510-608	3,53	SES208-307-L
–	–	ETS207	96	EDV207	82	ETC207	160	EDK509	2,1	SES207-L
EDH510-307	EFS510-307	ETS510-307	99	EDV510-307	85	ETC510-307	145	EDK510-608	3,53	SES208-307-L
–	–	ETS207	96	EDV207	82	ETC207	160	EDK509	2,1	SES207-L
EDH510-307	EFS510-307	ETS510-307	99	EDV510-307	85	ETC510-307	145	EDK510-608	3,53	SES208-307-L
–	–	ETS207	96	EDV207	82	ETC207	160	EDK509	2,1	SES207-L
EDH510-307	EFS510-307	ETS510-307	99	EDV510-307	85	ETC510-307	145	EDK510-608	3,53	SES208-307-L
EDH510-307	EFS510-307	ETS510-307	99	EDV510-307	85	ETC510-307	145	EDK510-608	3,53	SES208-307-L
–	–	ETS207	96	EDV207	82	ETC207	160	EDK509	2,1	SES207-L
–	–	ETS207	96	EDV207	82	ETC207	160	EDK509	2,1	SES207-L
–	–	–	–	–	–	–	–	EDK507-606	2,27	SES507-606-L
EDH208-308	EFS208-308	ETS208-308	98	EDV208-308	85	ETC208-308	160	EDK510-608	3,53	SES208-307-L
EDH208-308	EFS208-308	ETS208-308	101	EDV208-308	88	ETC208-308	163	EDK510-608	3,27	SES510-608-L
EDH208-308	EFS208-308	ETS208-308	98	EDV208-308	85	ETC208-308	160	EDK510-608	3,53	SES208-307-L
EDH208-308	EFS208-308	ETS208-308	101	EDV208-308	88	ETC208-308	163	EDK510-608	3,27	SES510-608-L
EDH208-308	EFS208-308	ETS208-308	98	EDV208-308	85	ETC208-308	160	EDK510-608	3,53	SES208-307-L
EDH208-308	EFS208-308	ETS208-308	98	EDV208-308	85	ETC208-308	160	EDK510-608	3,53	SES208-307-L
EDH208-308	EFS208-308	ETS208-308	101	EDV208-308	88	ETC208-308	163	EDK510-608	3,27	SES510-608-L
EDH208-308	EFS208-308	ETS208-308	98	EDV208-308	85	ETC208-308	160	EDK510-608	3,53	SES208-307-L
EDH208-308	EFS208-308	ETS208-308	101	EDV208-308	88	ETC208-308	163	EDK510-608	3,27	SES510-608-L
EDH208-308	EFS208-308	ETS208-308	98	EDV208-308	85	ETC208-308	160	EDK510-608	3,53	SES208-307-L
EDH208-308	EFS208-308	ETS208-308	101	EDV208-308	88	ETC208-308	163	EDK510-608	3,27	SES510-608-L
EDH208-308	EFS208-308	ETS208-308	98	EDV208-308	85	ETC208-308	160	EDK510-608	3,53	SES208-307-L
–	–	–	–	–	–	–	–	EDK508-607	2,95	SES508-607-L
EDH208-308	EFS208-308	ETS208-308	101	EDV208-308	88	ETC208-308	163	EDK510-608	3,27	SES510-608-L

Plummer block housings

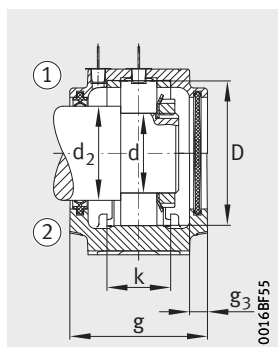
SES, split
For bearings with
cylindrical bore
Metric shaft



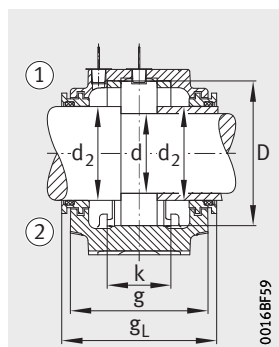
Dimension table (continued) · Dimensions in mm																
Shaft		Housing Dimensions													Bearing and accessories	
d	d ₂	h	h ₁	g	b	c	a	m	v	u	s	D	k	g ₃	Bearing	Locating ring
mm	mm															2 pieces
45	55	60	109	85	60	25	205	170	20	15	M12	85	30	12	1209	FRM85/5,5
45	55	70	128	95	70	28	255	210	24	18	M16	100	44	12	1309	FRM100/9,5
45	55	60	109	85	60	25	205	170	20	15	M12	85	30	12	2209	FRM85/3,5
45	55	70	128	95	70	28	255	210	24	18	M16	100	44	12	2309	FRM100/4
45	55	60	109	85	60	25	205	170	20	15	M12	85	30	12	6209	FRM85/5,5
45	55	70	128	95	70	28	255	210	24	18	M16	100	44	12	6309	FRM100/9,5
45	55	60	109	85	60	25	205	170	20	15	M12	85	30	12	20209	FRM85/5,5
45	55	70	128	95	70	28	255	210	24	18	M16	100	44	12	20309	FRM100/9,5
45	55	70	128	95	70	28	255	210	24	18	M16	100	44	12	21309	FRM100/9,5
45	55	60	109	85	60	25	205	170	20	15	M12	85	30	12	22209	FRM85/3,5
45	55	70	128	95	70	28	255	210	24	18	M16	100	44	12	22309	FRM100/4
45	55	60	109	85	60	25	205	170	20	15	M12	85	30	12	WS22209-E1-2RSR	FRM85/1
45	55	60	109	85	60	25	205	170	20	15	M12	85	30	12	WS22209-E1-2RSR	FRM85/1
50	60	60	113	90	60	25	205	170	20	15	M12	90	41	12	1210	FRM90/10,5
50	60	70	134	105	70	30	255	210	24	18	M16	110	48	12	1310	FRM110/10,5
50	60	60	113	90	60	25	205	170	20	15	M12	90	41	12	2210	FRM90/9
50	60	70	134	105	70	30	255	210	24	18	M16	110	48	12	2310	FRM110/4
50	60	60	113	90	60	25	205	170	20	15	M12	90	41	12	6210	FRM90/10,5
50	60	70	134	105	70	30	255	210	24	18	M16	110	48	12	6310	FRM110/10,5
50	60	60	113	90	60	25	205	170	20	15	M12	90	41	12	20210	FRM90/10,5
50	60	70	134	105	70	30	255	210	24	18	M16	110	48	12	20310	FRM110/10,5
50	60	70	134	105	70	30	255	210	24	18	M16	110	48	12	21310	FRM110/10,5
50	60	60	113	90	60	25	205	170	20	15	M12	90	41	12	22210	FRM90/9
50	60	70	134	105	70	30	255	210	24	18	M16	110	48	12	22310	FRM110/4
50	60	60	113	90	60	25	205	170	20	15	M12	90	41	12	WS22210-E1-2RSR	FRM90/6,5
50	60	60	113	90	60	25	205	170	20	15	M12	90	41	12	WS22210-E1-2RSR	FRM90/6,5

① Locating bearing. ② Non-locating bearing.

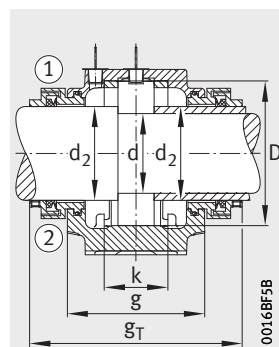
The spacer sleeve is not included in the scope of delivery.



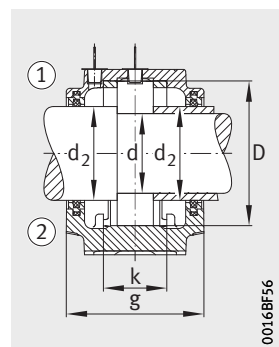
Double lip seal EDH
Cover EDK



Labyrinth seal ETS



Taconite seal ETC

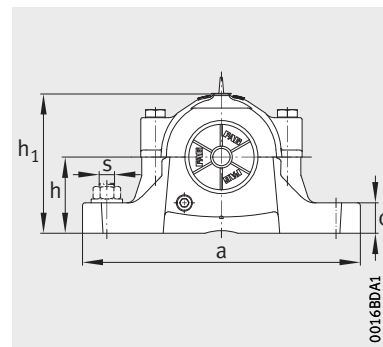
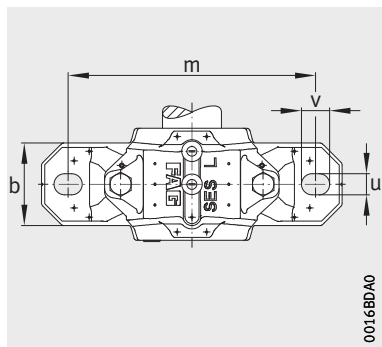


Felt seal EFS

									Housing	
Double lip seal	Felt seal	Labyrinth seal		V ring seal		Taconite seal		Cover	Mass m ≈ kg	Designation
			g _L mm		g _v mm		g _T mm			
EDH209-309	EFS209-309	ETS209-309	97	EDV209-309	85	ETC209-309	160	EDK511-609	3,63	SES209-L
EDH209-309	EFS209-309	ETS209-309	107	EDV209-309	95	ETC209-309	170	EDK511-609	4,41	SES511-609-L
EDH209-309	EFS209-309	ETS209-309	97	EDV209-309	85	ETC209-309	160	EDK511-609	3,63	SES209-L
EDH209-309	EFS209-309	ETS209-309	107	EDV209-309	95	ETC209-309	170	EDK511-609	4,41	SES511-609-L
EDH209-309	EFS209-309	ETS209-309	97	EDV209-309	85	ETC209-309	160	EDK511-609	3,63	SES209-L
EDH209-309	EFS209-309	ETS209-309	107	EDV209-309	95	ETC209-309	170	EDK511-609	4,41	SES511-609-L
EDH209-309	EFS209-309	ETS209-309	97	EDV209-309	85	ETC209-309	160	EDK511-609	3,63	SES209-L
EDH209-309	EFS209-309	ETS209-309	107	EDV209-309	95	ETC209-309	170	EDK511-609	4,41	SES511-609-L
EDH209-309	EFS209-309	ETS209-309	107	EDV209-309	95	ETC209-309	170	EDK511-609	4,41	SES511-609-L
EDH209-309	EFS209-309	ETS209-309	97	EDV209-309	85	ETC209-309	160	EDK511-609	3,63	SES209-L
EDH209-309	EFS209-309	ETS209-309	107	EDV209-309	95	ETC209-309	170	EDK511-609	4,41	SES511-609-L
EDH209-309	EFS209-309	ETS209-309	97	EDV209-309	85	ETC209-309	160	EDK511-609	3,63	SES209-L
—	—	—	—	—	—	—	—	EDK509	3,1	SES509-L
EDH210-310	EFS210-310	ETS210-310	102	EDV210-310	90	ETC210-310	165	EDK512-610	3,81	SES210-L
EDH210-310	EFS210-310	ETS210-310	117	EDV210-310	105	ETC210-310	180	EDK512-610	5,2	SES512-610-L
EDH210-310	EFS210-310	ETS210-310	102	EDV210-310	90	ETC210-310	165	EDK512-610	3,81	SES210-L
EDH210-310	EFS210-310	ETS210-310	117	EDV210-310	105	ETC210-310	180	EDK512-610	5,2	SES512-610-L
EDH210-310	EFS210-310	ETS210-310	102	EDV210-310	90	ETC210-310	165	EDK512-610	3,81	SES210-L
EDH210-310	EFS210-310	ETS210-310	117	EDV210-310	105	ETC210-310	180	EDK512-610	5,2	SES512-610-L
EDH210-310	EFS210-310	ETS210-310	102	EDV210-310	90	ETC210-310	165	EDK512-610	3,81	SES210-L
EDH210-310	EFS210-310	ETS210-310	117	EDV210-310	105	ETC210-310	180	EDK512-610	5,2	SES512-610-L
EDH210-310	EFS210-310	ETS210-310	117	EDV210-310	105	ETC210-310	180	EDK512-610	5,2	SES512-610-L
EDH210-310	EFS210-310	ETS210-310	102	EDV210-310	90	ETC210-310	165	EDK512-610	3,81	SES210-L
EDH210-310	EFS210-310	ETS210-310	117	EDV210-310	105	ETC210-310	180	EDK512-610	5,2	SES512-610-L
EDH210-310	EFS210-310	ETS210-310	102	EDV210-310	90	ETC210-310	165	EDK512-610	3,81	SES210-L
EDH210-310	EFS210-310	ETS210-310	117	EDV210-310	105	ETC210-310	180	EDK512-610	5,2	SES512-610-L
EDH210-310	EFS210-310	ETS210-310	102	EDV210-310	90	ETC210-310	165	EDK512-610	3,81	SES210-L
—	—	—	—	—	—	—	—	EDK510-608	3,27	SES510-608-L

Plummer block housings

SES, split
For bearings with
cylindrical bore
Metric shaft

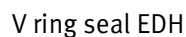
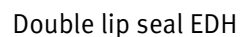
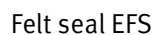


Dimension table (continued) · Dimensions in mm

Shaft		Housing Dimensions													Bearing and accessories	
d	d ₂	h	h ₁	g	b	c	a	m	v	u	s	D	k	g ₃	Bearing	Locating ring
mm	mm															2 pieces
55	65	70	128	95	70	28	255	210	24	18	M16	100	44	12	1211	FRM100/11,5
55	65	80	150	110	80	30	275	230	24	18	M16	120	51	13	1311	FRM120/11
55	65	70	128	95	70	28	255	210	24	18	M16	100	44	12	2211	FRM100/9,5
55	65	80	150	110	80	30	275	230	24	18	M16	120	51	13	2311	FRM120/4
55	65	70	128	95	70	28	255	210	24	18	M16	100	44	12	6211	FRM100/11,5
55	65	80	150	110	80	30	275	230	24	18	M16	120	51	13	6311	FRM120/11
55	65	70	128	95	70	28	255	210	24	18	M16	100	44	12	20211	FRM100/11,5
55	65	80	150	110	80	30	275	230	24	18	M16	120	51	13	20311	FRM120/11
55	65	80	150	110	80	30	275	230	24	18	M16	120	51	13	21311	FRM120/11
55	65	70	128	95	70	28	255	210	24	18	M16	100	44	12	22211	FRM100/9,5
55	65	80	150	110	80	30	275	230	24	18	M16	120	51	13	22311	FRM120/4
55	65	70	128	95	70	28	255	210	24	18	M16	100	44	12	WS22211-E1-2RSR	FRM100/6,5
55	65	70	128	95	70	28	255	210	24	18	M16	100	44	12	WS22211-E1-2RSR	FRM100/6,5
55	65	80	150	110	80	30	275	230	24	18	M16	120	51	13	WS22311-E1-2RSR	FRM120/1
60	70	70	134	105	70	30	255	210	24	18	M16	110	48	12	1212	FRM110/13
60	70	80	156	115	80	30	280	230	24	18	M16	130	56	13	1312	FRM130/12,5
60	70	70	134	105	70	30	255	210	24	18	M16	110	48	12	2212	FRM110/10
60	70	80	156	115	80	30	280	230	24	18	M16	130	56	13	2312	FRM130/5
60	70	70	134	105	70	30	255	210	24	18	M16	110	48	12	6212	FRM110/13
60	70	80	156	115	80	30	280	230	24	18	M16	130	56	13	6312	FRM130/12,5
60	70	70	134	105	70	30	255	210	24	18	M16	110	48	12	20212	FRM110/13
60	70	80	156	115	80	30	280	230	24	18	M16	130	56	13	20312	FRM130/12,5
60	70	80	156	115	80	30	280	230	24	18	M16	130	56	13	21312	FRM130/12,5
60	70	70	134	105	70	30	255	210	24	18	M16	110	48	12	22212	FRM110/10
60	70	80	156	115	80	30	280	230	24	18	M16	130	56	13	22312	FRM130/5
60	70	70	134	105	70	30	255	210	24	18	M16	110	48	12	WS22212-E1-2RSR	FRM110/7
60	70	70	134	105	70	30	255	210	24	18	M16	110	48	12	WS22212-E1-2RSR	FRM110/7

① Locating bearing. ② Non-locating bearing.

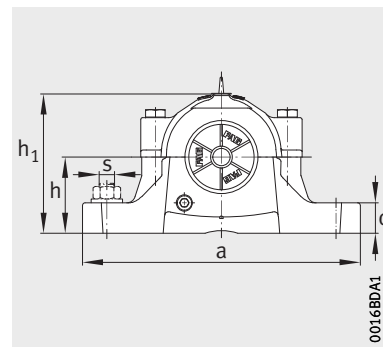
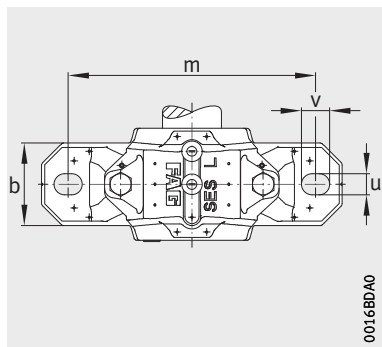
The spacer sleeve is not included in the scope of delivery.



ROYSE
rodamientos y servicios
Desde 1979

Plummer block housings

SES, split
For bearings with
cylindrical bore
Metric shaft

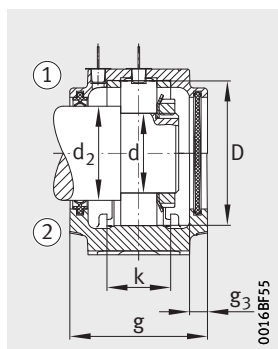


Dimension table (continued) · Dimensions in mm

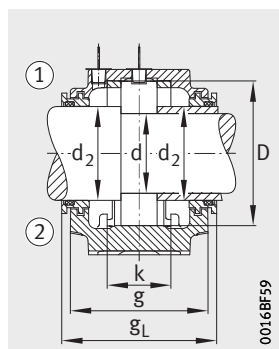
Shaft		Housing Dimensions													Bearing and accessories	
d	d ₂	h	h ₁	g	b	c	a	m	v	u	s	D	k	g ₃	Bearing	Locating ring
mm	mm															2 pieces
65	75	80	150	110	80	30	275	230	24	18	M16	120	51	13	1213	FRM120/14
65	75	95	177	120	90	32	315	260	28	22	M20	140	58	13	1313	FRM140/12,5
65	75	80	150	110	80	30	275	230	24	18	M16	120	51	13	2213	FRM120/10
65	75	95	177	120	90	32	315	260	28	22	M20	140	58	13	2313	FRM140/5
65	75	80	150	110	80	30	275	230	24	18	M16	120	51	13	6213	FRM120/14
65	75	95	177	120	90	32	315	260	28	22	M20	140	58	13	6313	FRM140/12,5
65	75	80	150	110	80	30	275	230	24	18	M16	120	51	13	20213	FRM120/14
65	75	95	177	120	90	32	315	260	28	22	M20	140	58	13	20313	FRM140/12,5
65	75	95	177	120	90	32	315	260	28	22	M20	140	58	13	21313	FRM140/12,5
65	75	80	150	110	80	30	275	230	24	18	M16	120	51	13	22213	FRM120/10
65	75	95	177	120	90	32	315	260	28	22	M20	140	58	13	22313	FRM140/5
65	75	80	150	110	80	30	275	230	24	18	M16	120	51	13	WS22213-E1-2RSR	FRM120/6,5
65	75	80	150	110	80	30	275	230	24	18	M16	120	51	13	WS22213-E1-2RSR	FRM120/6,5
70	80	95	183	125	90	32	320	260	28	22	M20	150	61	13	1314	FRM150/13
70	80	95	183	125	90	32	320	260	28	22	M20	150	61	13	2314	FRM150/5
70	80	95	183	125	90	32	320	260	28	22	M20	150	61	13	6314	FRM150/13
70	80	95	183	125	90	32	320	260	28	22	M20	150	61	13	20314	FRM150/13
70	80	95	183	125	90	32	320	260	28	22	M20	150	61	13	21314	FRM150/13
70	80	95	183	125	90	32	320	260	28	22	M20	150	61	13	22314	FRM150/5
75	85	80	156	115	80	30	280	230	24	18	M16	130	56	13	1215	FRM130/15,5
75	85	100	194	140	100	35	345	290	28	22	M20	160	65	13	1315	FRM160/14
75	85	80	156	115	80	30	280	230	24	18	M16	130	56	13	2215	FRM130/12,5
75	85	100	194	140	100	35	345	290	28	22	M20	160	65	13	2315	FRM160/5
75	85	80	156	115	80	30	280	230	24	18	M16	130	56	13	6215	FRM130/15,5
75	85	100	194	140	100	35	345	290	28	22	M20	160	65	13	6315	FRM160/14
75	85	80	156	115	80	30	280	230	24	18	M16	130	56	13	20215	FRM130/15,5
75	85	100	194	140	100	35	345	290	28	22	M20	160	65	13	20315	FRM160/14
75	85	100	194	140	100	35	345	290	28	22	M20	160	65	13	21315	FRM160/14
75	85	80	156	115	80	30	280	230	24	18	M16	130	56	13	22215	FRM130/12,5
75	85	100	194	140	100	35	345	290	28	22	M20	160	65	13	22315	FRM160/5
75	85	80	156	115	80	30	280	230	24	18	M16	130	56	13	WS22215-E1-2RSR	FRM130/9
75	85	80	156	115	80	30	280	230	24	18	M16	130	56	13	WS22215-E1-2RSR	FRM130/9

① Locating bearing. ② Non-locating bearing.

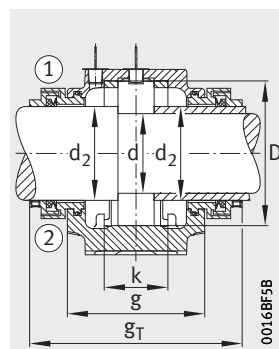
The spacer sleeve is not included in the scope of delivery.



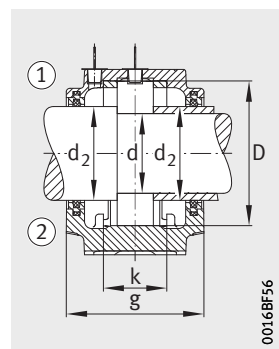
Double lip seal EDH
Cover EDK



Labyrinth seal ETS



Taconite seal ETC

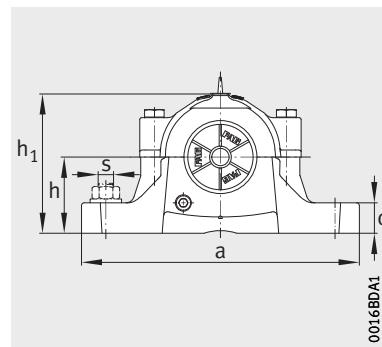
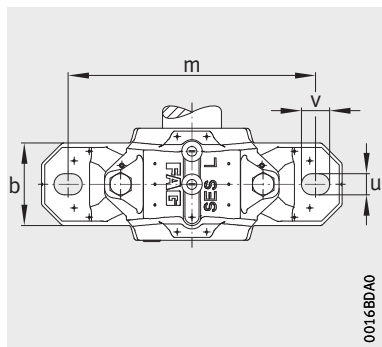


Felt seal EFS

									Housing	
Double lip seal	Felt seal	Labyrinth seal		V ring seal		Taconite seal		Cover	Mass m ≈ kg	Designation
			g _L mm		g _V mm		g _T mm			
—	—	ETS213-313	124	EDV213-313	110	ETC213-313	190	EDK516-613	6,2	SES213-L
—	—	ETS213-313	134	EDV213-313	120	ETC213-313	200	EDK516-613	9,3	SES516-613-L
—	—	ETS213-313	124	EDV213-313	110	ETC213-313	190	EDK516-613	6,2	SES213-L
—	—	ETS213-313	134	EDV213-313	120	ETC213-313	200	EDK516-613	9,3	SES516-613-L
—	—	ETS213-313	124	EDV213-313	110	ETC213-313	190	EDK516-613	6,2	SES213-L
—	—	ETS213-313	134	EDV213-313	120	ETC213-313	200	EDK516-613	9,3	SES516-613-L
—	—	ETS213-313	124	EDV213-313	110	ETC213-313	190	EDK516-613	6,2	SES213-L
—	—	ETS213-313	134	EDV213-313	120	ETC213-313	200	EDK516-613	9,3	SES516-613-L
—	—	ETS213-313	134	EDV213-313	120	ETC213-313	200	EDK516-613	9,3	SES516-613-L
—	—	ETS213-313	124	EDV213-313	110	ETC213-313	190	EDK516-613	6,2	SES213-L
—	—	ETS213-313	134	EDV213-313	120	ETC213-313	200	EDK516-613	9,3	SES516-613-L
—	—	ETS213-313	124	EDV213-313	110	ETC213-313	190	EDK516-613	6,2	SES213-L
—	—	—	—	—	—	—	—	EDK513-611	6,5	SES513-611-L
—	—	ETS314	139	EDV314	125	ETC314	205	EDK517	9,8	SES517-L
—	—	ETS314	139	EDV314	125	ETC314	205	EDK517	9,8	SES517-L
—	—	ETS314	139	EDV314	125	ETC314	205	EDK517	9,8	SES517-L
—	—	ETS314	139	EDV314	125	ETC314	205	EDK517	9,8	SES517-L
—	—	ETS314	139	EDV314	125	ETC314	205	EDK517	9,8	SES517-L
—	—	ETS314	139	EDV314	125	ETC314	205	EDK517	9,8	SES517-L
EDH215-315	EFS215-315	ETS215-315	129	EDV215-315	115	ETC215-315	195	EDK518-615	6,6	SES215-L
EDH215-315	EFS215-315	ETS215-315	154	EDV215-315	140	ETC215-315	220	EDK518-615	12,9	SES518-615-L
EDH215-315	EFS215-315	ETS215-315	129	EDV215-315	115	ETC215-315	195	EDK518-615	6,6	SES215-L
EDH215-315	EFS215-315	ETS215-315	154	EDV215-315	140	ETC215-315	220	EDK518-615	12,9	SES518-615-L
EDH215-315	EFS215-315	ETS215-315	129	EDV215-315	115	ETC215-315	195	EDK518-615	6,6	SES215-L
EDH215-315	EFS215-315	ETS215-315	154	EDV215-315	140	ETC215-315	220	EDK518-615	12,9	SES518-615-L
EDH215-315	EFS215-315	ETS215-315	129	EDV215-315	115	ETC215-315	195	EDK518-615	6,6	SES215-L
EDH215-315	EFS215-315	ETS215-315	154	EDV215-315	140	ETC215-315	220	EDK518-615	12,9	SES518-615-L
EDH215-315	EFS215-315	ETS215-315	154	EDV215-315	140	ETC215-315	220	EDK518-615	12,9	SES518-615-L
EDH215-315	EFS215-315	ETS215-315	129	EDV215-315	115	ETC215-315	195	EDK518-615	6,6	SES215-L
EDH215-315	EFS215-315	ETS215-315	154	EDV215-315	140	ETC215-315	220	EDK518-615	12,9	SES518-615-L
EDH215-315	EFS215-315	ETS215-315	129	EDV215-315	115	ETC215-315	195	EDK518-615	6,6	SES215-L
EDH215-315	EFS215-315	ETS215-315	154	EDV215-315	140	ETC215-315	220	EDK518-615	12,9	SES518-615-L
EDH215-315	EFS215-315	ETS215-315	129	EDV215-315	115	ETC215-315	195	EDK518-615	6,6	SES215-L
—	—	—	—	—	—	—	—	EDK515-612	7	SES515-612-L

Plummer block housings

SES, split
For bearings with
cylindrical bore
Metric shaft

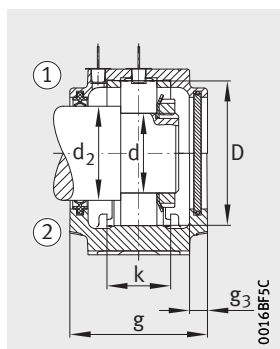


Dimension table (continued) · Dimensions in mm

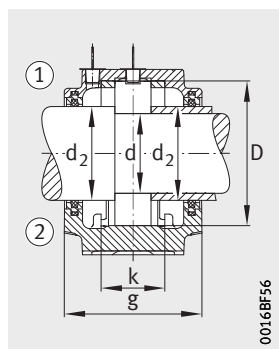
Shaft		Housing Dimensions													Bearing and accessories	
d	d ₂	h	h ₁	g	b	c	a	m	v	u	s	D	k	g ₃	Bearing	Locating ring
mm	mm															2 pieces
80	90	95	177	120	90	32	315	260	28	22	M20	140	58	13	1216	FRM140/16
80	90	112	212	145	100	35	345	290	28	22	M20	170	68	14	1316	FRM170/14,5
80	90	95	177	120	90	32	315	260	28	22	M20	140	58	13	2216	FRM140/12,5
80	90	112	212	145	100	35	345	290	28	22	M20	170	68	14	2316	FRM170/5
80	90	95	177	120	90	32	315	260	28	22	M20	140	58	13	6216	FRM140/16
80	90	112	212	145	100	35	345	290	28	22	M20	170	68	14	6316	FRM170/14,5
80	90	95	177	120	90	32	315	260	28	22	M20	140	58	13	20216	FRM140/16
80	90	112	212	145	100	35	345	290	28	22	M20	170	68	14	20316	FRM170/14,5
80	90	112	212	145	100	35	345	290	28	22	M20	170	68	14	21316	FRM170/14,5
80	90	95	177	120	90	32	315	260	28	22	M20	140	58	13	22216	FRM140/12,5
80	90	112	212	145	100	35	345	290	28	22	M20	170	68	14	22316	FRM170/5
80	90	95	177	120	90	32	315	260	28	22	M20	140	58	13	WS22216-E1-2RSR	FRM140/9
80	90	95	177	120	90	32	315	260	28	22	M20	140	58	13	WS22216-E1-2RSR	FRM140/9
85	95	95	183	125	90	32	320	260	28	22	M20	150	61	13	1217	FRM150/16,5
85	95	112	218	160	110	40	380	320	32	26	M24	180	70	14	1317	FRM180/14,5
85	95	95	183	125	90	32	320	260	28	22	M20	150	61	13	2217	FRM150/12,5
85	95	112	218	160	110	40	380	320	32	26	M24	180	70	14	2317	FRM180/5
85	95	95	183	125	90	32	320	260	28	22	M20	150	61	13	6217	FRM150/16,5
85	95	112	218	160	110	40	380	320	32	26	M24	180	70	14	6317	FRM180/14,5
85	95	95	183	125	90	32	320	260	28	22	M20	150	61	13	20217	FRM150/16,5
85	95	112	218	160	110	40	380	320	32	26	M24	180	70	14	20317	FRM180/14,5
85	95	112	218	160	110	40	380	320	32	26	M24	180	70	14	21317	FRM180/14,5
85	95	95	183	125	90	32	320	260	28	22	M20	150	61	13	22217	FRM150/12,5
85	95	112	218	160	110	40	380	320	32	26	M24	180	70	14	22317	FRM180/5
85	95	95	183	125	90	32	320	260	28	22	M20	150	61	13	WS22217-E1-2RSR	FRM150/8,5
85	95	95	183	125	90	32	320	260	28	22	M20	150	61	13	WS22217-E1-2RSR	FRM150/8,5

① Locating bearing. ② Non-locating bearing.

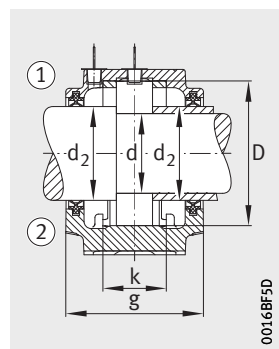
The spacer sleeve is not included in the scope of delivery.



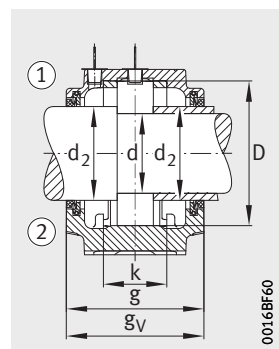
Double lip seal EDH
Cover EDKT



Felt seal EFS



Double lip seal EDH



V ring seal EDH

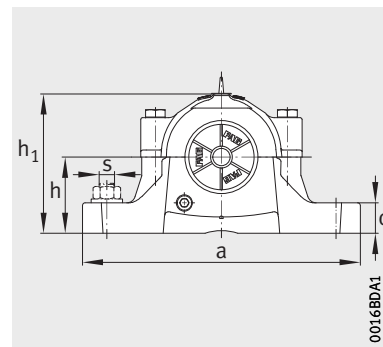
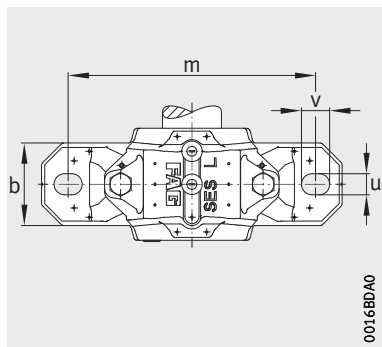
								Housing	
Double lip seal	Felt seal	Labyrinth seal		V ring seal		Taconite seal		Cover	Designation
			gL mm		gv mm		gT mm		
EDH216	EFS216	ETS216	134	EDV216	120	ETC216	200	EDK216	8,8 SES216-L
EDH316	EFS316	ETS316	161	EDV316	145	ETC316	218	EDK519-616	13,8 SES519-616-L
EDH216	EFS216	ETS216	134	EDV216	120	ETC216	200	EDK216	8,8 SES216-L
EDH316	EFS316	ETS316	161	EDV316	145	ETC316	218	EDK519-616	13,8 SES519-616-L
EDH216	EFS216	ETS216	134	EDV216	120	ETC216	200	EDK216	8,8 SES216-L
EDH316	EFS316	ETS316	161	EDV316	145	ETC316	218	EDK519-616	13,8 SES519-616-L
EDH216	EFS216	ETS216	134	EDV216	120	ETC216	200	EDK216	8,8 SES216-L
EDH316	EFS316	ETS316	161	EDV316	145	ETC316	218	EDK519-616	13,8 SES519-616-L
EDH216	EFS216	ETS216	134	EDV216	120	ETC216	200	EDK216	8,8 SES216-L
EDH316	EFS316	ETS316	161	EDV316	145	ETC316	218	EDK519-616	13,8 SES519-616-L
EDH216	EFS216	ETS216	134	EDV216	120	ETC216	200	EDK216	8,8 SES216-L
—	—	—	—	—	—	—	—	EDK516-613	9,3 SES516-613-L
EDH217	—	ETS217	139	EDV217	123	ETC217	205	EDK217	9,4 SES217-L
EDH317	EFS317	ETS317	176	EDV317	160	ETC317	238	EDK520-617	17,1 SES520-617-L
EDH217	—	ETS217	139	EDV217	123	ETC217	205	EDK217	9,4 SES217-L
EDH317	EFS317	ETS317	176	EDV317	160	ETC317	238	EDK520-617	17,1 SES520-617-L
EDH217	—	ETS217	139	EDV217	123	ETC217	205	EDK217	9,4 SES217-L
EDH317	EFS317	ETS317	176	EDV317	160	ETC317	238	EDK520-617	17,1 SES520-617-L
EDH217	—	ETS217	139	EDV217	123	ETC217	205	EDK217	9,4 SES217-L
EDH317	EFS317	ETS317	176	EDV317	160	ETC317	238	EDK520-617	17,1 SES520-617-L
EDH217	—	ETS217	139	EDV217	123	ETC217	205	EDK217	9,4 SES217-L
EDH317	EFS317	ETS317	176	EDV317	160	ETC317	238	EDK520-617	17,1 SES520-617-L
EDH217	—	ETS217	139	EDV217	123	ETC217	205	EDK217	9,4 SES217-L
EDH317	EFS317	ETS317	176	EDV317	160	ETC317	238	EDK520-617	17,1 SES520-617-L
EDH217	—	ETS217	139	EDV217	123	ETC217	205	EDK217	9,4 SES217-L
—	—	—	—	—	—	—	—	EDK517	9,8 SES517-L

Plummer block housings

SES, split

For bearings with cylindrical bore

Metric shaft

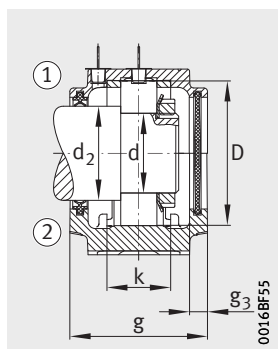


Dimension table (continued) · Dimensions in mm

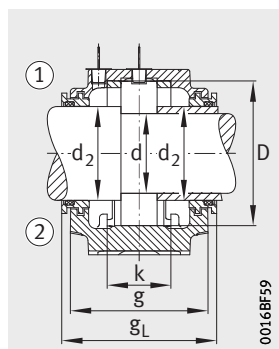
Shaft		Housing Dimensions													Bearing and accessories	
d	d ₂	h	h ₁	g	b	c	a	m	v	u	s	D	k	g ₃	Bearing	Locating ring
mm	mm															2 pieces
90	100	100	194	140	100	35	345	290	28	22	M20	160	65	13	1218	FRM160/17,5
90	105	112	229	155	110	40	380	320	32	26	M24	190	74	15	1318	FRM190/15,5
90	100	100	194	140	100	35	345	290	28	22	M20	160	65	13	2218	FRM160/12,5
90	105	112	229	155	110	40	380	320	32	26	M24	190	74	15	2318	FRM190/5
90	100	100	194	140	100	35	345	290	28	22	M20	160	65	13	6218	FRM160/17,5
90	105	112	229	155	110	40	380	320	32	26	M24	190	74	15	6318	FRM190/15,5
90	100	100	194	140	100	35	345	290	28	22	M20	160	65	13	20218	FRM160/17,5
90	105	112	229	155	110	40	380	320	32	26	M24	190	74	15	20318	FRM190/15,5
90	105	112	229	155	110	40	380	320	32	26	M24	190	74	15	21318	FRM190/15,5
90	100	100	194	140	100	35	345	290	28	22	M20	160	65	13	22218	FRM160/12,5
90	105	112	229	155	110	40	380	320	32	26	M24	190	74	15	22318	FRM190/5
90	100	100	194	140	100	35	345	290	28	22	M20	160	65	13	23218	FRM160/6,25
90	100	100	194	140	100	35	345	290	28	22	M20	160	65	13	WS22218-E1-2RSR	FRM160/8,5
95	110	112	212	145	100	35	345	290	28	22	M20	170	68	14	1219	FRM170/18
95	110	125	242	175	120	45	410	350	32	26	M24	200	80	14	1319	FRM200/17,5
95	110	112	212	145	100	35	345	290	28	22	M20	170	68	14	2219	FRM170/12,5
95	110	125	242	175	120	45	410	350	32	26	M24	200	80	14	2319	FRM200/6,5
95	110	112	212	145	100	35	345	290	28	22	M20	170	68	14	6219	FRM170/18
95	110	125	242	175	120	45	410	350	32	26	M24	200	80	14	6319	FRM200/17,5
95	110	112	212	145	100	35	345	290	28	22	M20	170	68	14	20219	FRM170/18
95	110	125	242	175	120	45	410	350	32	26	M24	200	80	14	20319	FRM200/17,5
95	110	125	242	175	120	45	410	350	32	26	M24	200	80	14	21319	FRM200/17,5
95	110	112	212	145	100	35	345	290	28	22	M20	170	68	14	22219	FRM170/12,5
95	110	125	242	175	120	45	410	350	32	26	M24	200	80	14	22319	FRM200/6,5

① Locating bearing. ② Non-locating bearing.

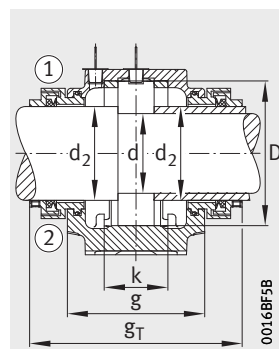
The spacer sleeve is not included in the scope of delivery.



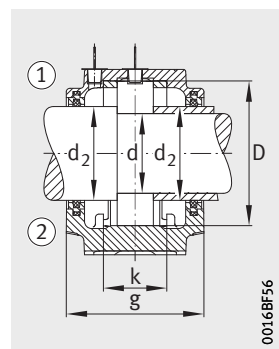
Double lip seal EDH
Cover EDK



Labyrinth seal ETS



Taconite seal ETC

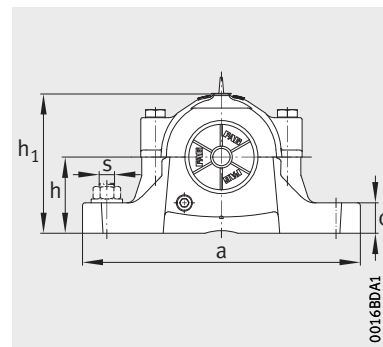
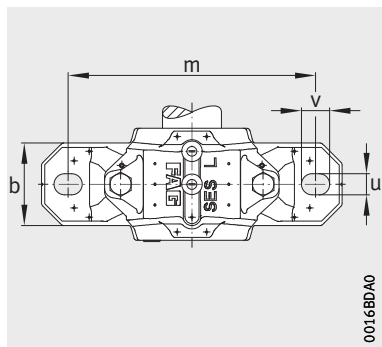


Felt seal EFS

									Housing	
Double lip seal	Felt seal	Labyrinth seal		V ring seal		Taconite seal		Cover	Mass m ≈ kg	Designation
			g _L mm		g _V mm		g _T mm			
EDH218	EFS218	ETS218	154	EDV218	140	ETC218	220	EDK218	11,8	SES218-L
EDH318	EFS318	ETS318	170,3	EDV318	162,5	–	–	EDK218	19,1	SES618-318-L
EDH218	EFS218	ETS218	154	EDV218	140	ETC218	220	EDK218	11,8	SES218-L
EDH318	EFS318	ETS318	170,3	EDV318	162,5	–	–	EDK218	19,1	SES618-318-L
EDH218	EFS218	ETS218	154	EDV218	140	ETC218	220	EDK218	11,8	SES218-L
EDH318	EFS318	ETS318	170,3	EDV318	162,5	–	–	EDK218	19,1	SES618-318-L
EDH218	EFS218	ETS218	154	EDV218	140	ETC218	220	EDK218	11,8	SES218-L
EDH318	EFS318	ETS318	170,3	EDV318	162,5	–	–	EDK218	19,1	SES618-318-L
EDH318	EFS318	ETS318	170,3	EDV318	162,5	–	–	EDK218	19,1	SES618-318-L
EDH218	EFS218	ETS218	154	EDV218	140	ETC218	220	EDK218	11,8	SES218-L
EDH318	EFS318	ETS318	170,3	EDV318	162,5	–	–	EDK218	19,1	SES618-318-L
EDH218	EFS218	ETS218	154	EDV218	140	ETC218	220	EDK218	11,8	SES218-L
EDH218	EFS218	ETS218	154	EDV218	140	ETC218	220	EDK218	11,8	SES218-L
EDH219	EFS219	ETS219	161	EDV219	158	–	–	EDK519-616	13,8	SES519-616-L
EDH319	EFS319	ETS319	191	EDV319	175	ETC319	253	EDK522-619	22,8	SES522-619-L
EDH219	EFS219	ETS219	161	EDV219	158	–	–	EDK519-616	13,8	SES519-616-L
EDH319	EFS319	ETS319	191	EDV319	175	ETC319	253	EDK522-619	22,8	SES522-619-L
EDH219	EFS219	ETS219	161	EDV219	158	–	–	EDK519-616	13,8	SES519-616-L
EDH319	EFS319	ETS319	191	EDV319	175	ETC319	253	EDK522-619	22,8	SES522-619-L
EDH219	EFS219	ETS219	161	EDV219	158	–	–	EDK519-616	13,8	SES519-616-L
EDH319	EFS319	ETS319	191	EDV319	175	ETC319	253	EDK522-619	22,8	SES522-619-L
EDH319	EFS319	ETS319	191	EDV319	175	ETC319	253	EDK522-619	22,8	SES522-619-L
EDH219	EFS219	ETS219	161	EDV219	158	–	–	EDK519-616	13,8	SES519-616-L
EDH319	EFS319	ETS319	191	EDV319	175	ETC319	253	EDK522-619	22,8	SES522-619-L

Plummer block housings

SES, split
For bearings with
cylindrical bore
Metric shaft

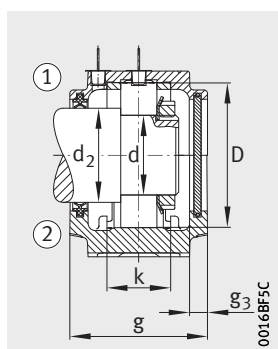


Dimension table (continued) · Dimensions in mm																
Shaft		Housing Dimensions													Bearing and accessories	
d	d ₂	h	h ₁	g	b	c	a	m	v	u	s	D	k	g ₃	Bearing	Locating ring
mm	mm															2 pieces
100	115	112	218	160	110	40	380	320	32	26	M24	180	70	14	1220	FRM180/18
100	115	140	271	185	120	45	410	350	32	26	M24	215	86	15	1320	FRM215/19,5
100	115	112	218	160	110	40	380	320	32	26	M24	180	70	14	2220	FRM180/12
100	115	140	271	185	120	45	410	350	32	26	M24	215	86	15	2320	FRM215/6,5
100	115	112	218	160	110	40	380	320	32	26	M24	180	70	14	6220	FRM180/18
100	115	140	271	185	120	45	410	350	32	26	M24	215	86	15	6320	FRM215/19,5
100	115	112	218	160	110	40	380	320	32	26	M24	180	70	14	20220	FRM180/18
100	115	140	271	185	120	45	410	350	32	26	M24	215	86	15	20320	FRM215/19,5
100	115	140	271	185	120	45	410	350	32	26	M24	215	86	15	21320	FRM215/19,5
100	115	112	218	160	110	40	380	320	32	26	M24	180	70	14	22220	FRM180/12
100	115	140	271	185	120	45	410	350	32	26	M24	215	86	15	22320	FRM215/6,5
100	115	112	218	160	110	40	380	320	32	26	M24	180	70	14	23220	FRM180/4,85
100	115	112	218	160	110	40	380	320	32	26	M24	180	70	14	WS22220-E1-2VSR	FRM180/7,5
110	125	125	242	175	120	45	410	350	32	26	M24	200	80	14	1222	FRM200/21
110	125	150	298	185	130	50	450	390	35	28	M24	240	90	18	1322	FRM240/20
110	125	125	242	175	120	45	410	350	32	26	M24	200	80	14	2222	FRM200/13,5
110	125	150	298	185	130	50	450	390	35	28	M24	240	90	18	2322	FRM240/5
110	125	125	242	175	120	45	410	350	32	26	M24	200	80	14	6222	FRM200/21
110	125	150	298	185	130	50	450	390	35	28	M24	240	90	18	6322	FRM240/20
110	125	125	242	175	120	45	410	350	32	26	M24	200	80	14	20222	FRM200/21
110	125	150	298	185	130	50	450	390	35	28	M24	240	90	18	20322	FRM240/20
110	125	150	298	185	130	50	450	390	35	28	M24	240	90	18	21322	FRM240/20
110	125	125	242	175	120	45	410	350	32	26	M24	200	80	14	22222	FRM200/13,5
110	125	150	298	185	130	50	450	390	35	28	M24	240	90	18	22322	FRM240/5
110	125	125	242	175	120	45	410	350	32	26	M24	200	80	14	23222	FRM200/5,1
110	125	125	242	175	120	45	410	350	32	26	M24	200	80	14	WS22222-E1-2VSR	FRM200/8,5

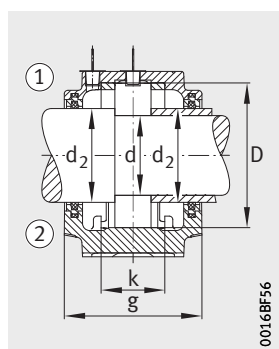
① Locating bearing. ② Non-locating bearing.

The spacer sleeve is not included in the scope of delivery.

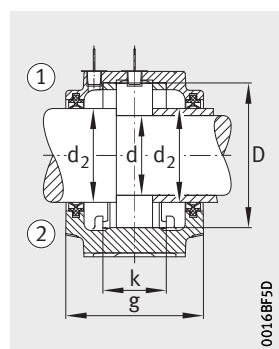
¹⁾ Housing with eye bolt.



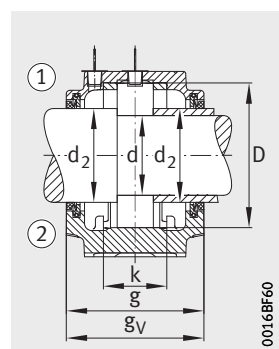
Double lip seal EDH
Cover EDKT



Felt seal EFS



Double lip seal EDH

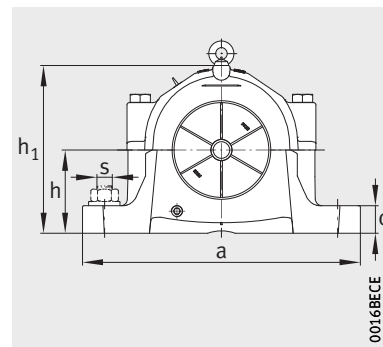
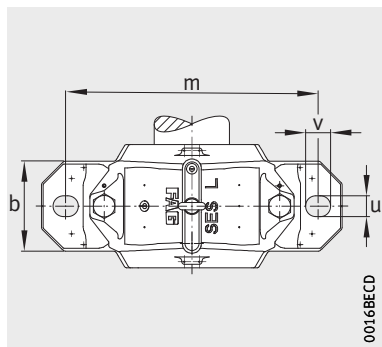


V ring seal EDH

									Housing	
Double lip seal	Felt seal	Labyrinth seal		V ring seal		Taconite seal		Cover	Mass m ≈ kg	Designation
			gL mm		gV mm		gT mm			
EDH220	EFS220	ETS220	176	EDV220	160	ETC220	245	EDK520-617	17,1	SES520-617-L
EDH320	EFS320	ETS320	199	EDV320	185	ETC320	260	EDK524-620	26,2	SES524-620-L¹⁾
EDH220	EFS220	ETS220	176	EDV220	160	ETC220	245	EDK520-617	17,1	SES520-617-L
EDH320	EFS320	ETS320	199	EDV320	185	ETC320	260	EDK524-620	26,2	SES524-620-L¹⁾
EDH220	EFS220	ETS220	176	EDV220	160	ETC220	245	EDK520-617	17,1	SES520-617-L
EDH320	EFS320	ETS320	199	EDV320	185	ETC320	260	EDK524-620	26,2	SES524-620-L¹⁾
EDH220	EFS220	ETS220	176	EDV220	160	ETC220	245	EDK520-617	17,1	SES520-617-L
EDH320	EFS320	ETS320	199	EDV320	185	ETC320	260	EDK524-620	26,2	SES524-620-L¹⁾
EDH220	EFS220	ETS220	176	EDV220	160	ETC220	245	EDK520-617	17,1	SES520-617-L
EDH320	EFS320	ETS320	199	EDV320	185	ETC320	260	EDK524-620	26,2	SES524-620-L¹⁾
EDH220	EFS220	ETS220	176	EDV220	160	ETC220	245	EDK520-617	17,1	SES520-617-L
EDH220	EFS220	ETS220	176	EDV220	160	ETC220	245	EDK520-617	17,1	SES520-617-L
EDH222-322	EFS222-322	ETS222-322	191	EDV222-322	175	ETC222-322	255	EDK522-619	22,8	SES522-619-L
EDH222-322	EFS222-322	ETS222-322	196,5	EDV222-322	180,5	ETC222-322	260,5	EDK522-619	36,1	SES622-322-L¹⁾
EDH222-322	EFS222-322	ETS222-322	191	EDV222-322	175	ETC222-322	255	EDK522-619	22,8	SES522-619-L
EDH222-322	EFS222-322	ETS222-322	196,5	EDV222-322	180,5	ETC222-322	260,5	EDK522-619	36,1	SES622-322-L¹⁾
EDH222-322	EFS222-322	ETS222-322	191	EDV222-322	175	ETC222-322	255	EDK522-619	22,8	SES522-619-L
EDH222-322	EFS222-322	ETS222-322	196,5	EDV222-322	180,5	ETC222-322	260,5	EDK522-619	36,1	SES622-322-L¹⁾
EDH222-322	EFS222-322	ETS222-322	191	EDV222-322	175	ETC222-322	255	EDK522-619	22,8	SES522-619-L
EDH222-322	EFS222-322	ETS222-322	196,5	EDV222-322	180,5	ETC222-322	260,5	EDK522-619	36,1	SES622-322-L¹⁾
EDH222-322	EFS222-322	ETS222-322	191	EDV222-322	175	ETC222-322	255	EDK522-619	22,8	SES522-619-L
EDH222-322	EFS222-322	ETS222-322	196,5	EDV222-322	180,5	ETC222-322	260,5	EDK522-619	36,1	SES622-322-L¹⁾
EDH222-322	EFS222-322	ETS222-322	191	EDV222-322	175	ETC222-322	255	EDK522-619	22,8	SES522-619-L
EDH222-322	EFS222-322	ETS222-322	191	EDV222-322	175	ETC222-322	255	EDK522-619	22,8	SES522-619-L

Plummer block housings

SES, split
For bearings with
cylindrical bore
Metric shaft

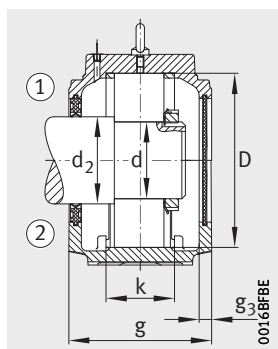


Dimension table (continued) · Dimensions in mm

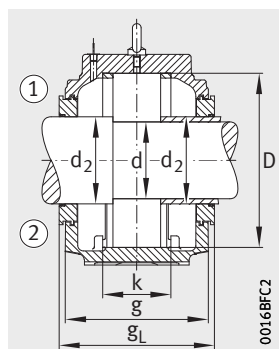
Shaft		Housing Dimensions													Bearing and accessories	
d	d ₂	h	h ₁	g	b	c	a	m	v	u	s	D	k	g ₃	Bearing	Locating ring
mm	mm															2 pieces
120	135	140	271	185	120	45	410	350	32	26	M24	215	86	15	1224	FRM215/22
120	135	140	271	185	120	45	410	350	32	26	M24	215	86	15	6224	FRM215/23
120	135	160	321	190	160	60	530	450	42	35	M30	260	96	18	6324	FRM260/20,5
120	135	140	271	185	120	45	410	350	32	26	M24	215	86	15	20224	FRM215/23
120	135	160	321	190	160	60	530	450	42	35	M30	260	96	18	20324	FRM260/20,5
120	135	140	271	185	120	45	410	350	32	26	M24	215	86	15	22224	FRM215/14
120	135	160	321	190	160	60	530	450	42	35	M30	260	96	18	22324	FRM260/5
120	135	140	271	185	120	45	410	350	32	26	M24	215	86	15	23224	FRM215/5
120	135	140	271	185	120	45	410	350	32	26	M24	215	86	15	WS22224-E1-2VSR	FRM215/8,5
130	145	150	290	190	130	50	445	380	35	28	M24	230	90	15	1226	FRM230/22
130	145	150	290	190	130	50	445	380	35	28	M24	230	90	15	6226	FRM230/25
130	145	150	290	190	130	50	445	380	35	28	M24	230	90	15	20226	FRM230/25
130	145	150	290	190	130	50	445	380	35	28	M24	230	90	15	22226	FRM230/13
130	145	150	290	190	130	50	445	380	35	28	M24	230	90	15	23226	FRM230/5
130	145	150	290	190	130	50	445	380	35	28	M24	230	90	15	WS22226-E1-2VSR	FRM230/7,5
140	155	150	302	205	150	50	500	420	42	35	M30	250	98	15	6228	FRM250/28
140	155	150	302	205	150	50	500	420	42	35	M30	250	98	15	20228	FRM250/28
140	155	150	302	205	150	50	500	420	42	35	M30	250	98	15	22228	FRM250/15
140	155	150	302	205	150	50	500	420	42	35	M30	250	98	15	23228	FRM250/5
150	165	160	323	220	160	60	530	450	42	35	M30	270	106	15	6230	FRM270/30,5
150	165	160	323	220	160	60	530	450	42	35	M30	270	106	15	20230	FRM270/30,5
150	165	160	323	220	160	60	530	450	42	35	M30	270	106	15	22230	FRM270/16,5
150	165	160	323	220	160	60	530	450	42	35	M30	270	106	15	23230	FRM270/5
160	175	170	344	235	160	60	550	470	42	35	M30	290	114	15	6232	FRM290/33
160	175	170	344	235	160	60	550	470	42	35	M30	290	114	15	20232	FRM290/33
160	175	170	344	235	160	60	550	470	42	35	M30	290	114	15	22232	FRM290/17
160	175	170	344	235	160	60	550	470	42	35	M30	290	114	15	23232	FRM290/5

① Locating bearing. ② Non-locating bearing.

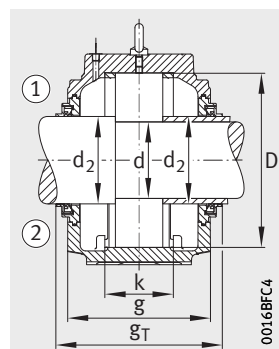
The spacer sleeve is not included in the scope of delivery.



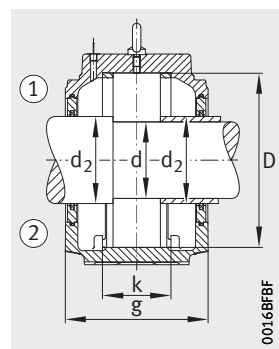
Double lip seal EDH
Cover EDK



Labyrinth seal ETS



Taconite seal ETC



Felt seal EFS

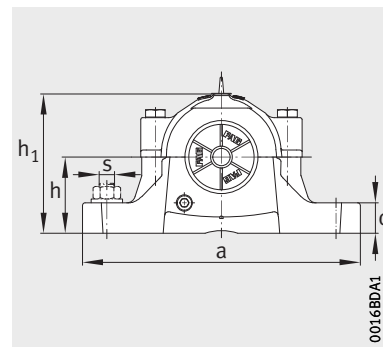
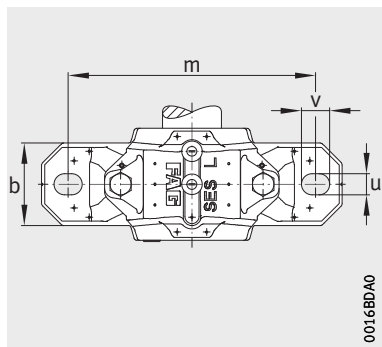
									Housing	
Double lip seal	Felt seal	Labyrinth seal		V ring seal		Taconite seal		Cover	Mass m ≈ kg	Designation
			g _L mm		g _V mm		g _T mm			
EDH224-324	EFS224-324	ETS224-324	199	EDV224-324	185	ETC224-324	270	EDK524-620	26,2	SES524-620-L
EDH224-324	EFS224-324	ETS224-324	199	EDV224-324	185	ETC224-324	270	EDK524-620	26,2	SES524-620-L
EDH224-324	EFS224-324	ETS224-324	201,5	EDV224-324	187,5	ETC224-324	272,5	EDK524-620	47,5	SES624-324-L
EDH224-324	EFS224-324	ETS224-324	199	EDV224-324	185	ETC224-324	270	EDK524-620	26,2	SES524-620-L
EDH224-324	EFS224-324	ETS224-324	201,5	EDV224-324	187,5	ETC224-324	272,5	EDK524-620	47,5	SES624-324-L
EDH224-324	EFS224-324	ETS224-324	199	EDV224-324	185	ETC224-324	270	EDK524-620	26,2	SES524-620-L
EDH224-324	EFS224-324	ETS224-324	201,5	EDV224-324	187,5	ETC224-324	272,5	EDK524-620	47,5	SES624-324-L
EDH224-324	EFS224-324	ETS224-324	199	EDV224-324	185	ETC224-324	270	EDK524-620	26,2	SES524-620-L
EDH224-324	EFS224-324	ETS224-324	199	EDV224-324	185	ETC224-324	270	EDK524-620	26,2	SES524-620-L
EDH226	EFS226	ETS226	207	EDV226	190	ETC226	275	EDK526	33,1	SES526-L
EDH226	EFS226	ETS226	207	EDV226	190	ETC226	275	EDK526	33,1	SES526-L
EDH226	EFS226	ETS226	207	EDV226	190	ETC226	275	EDK526	33,1	SES526-L
EDH226	EFS226	ETS226	207	EDV226	190	ETC226	275	EDK526	33,1	SES526-L
EDH226	EFS226	ETS226	207	EDV226	190	ETC226	275	EDK526	33,1	SES526-L
EDH226	—	ETS226	207	EDV226	190	ETC226	275	EDK526	33,1	SES526-L
EDH228	EFS228	ETS228	222	EDV228	205	ETC228	290	EDK528	40,3	SES528-L
EDH228	EFS228	ETS228	222	EDV228	205	ETC228	290	EDK528	40,3	SES528-L
EDH228	EFS228	ETS228	222	EDV228	205	ETC228	290	EDK528	40,3	SES528-L
EDH228	EFS228	ETS228	222	EDV228	205	ETC228	290	EDK528	40,3	SES528-L
EDH230	—	ETS230	237	EDV230	220	ETC230	310	EDK530	48,5	SES530-L
EDH230	—	ETS230	237	EDV230	220	ETC230	310	EDK530	48,5	SES530-L
EDH230	—	ETS230	237	EDV230	220	ETC230	310	EDK530	48,5	SES530-L
EDH230	—	ETS230	237	EDV230	220	ETC230	310	EDK530	48,5	SES530-L
EDH232	—	ETS232	252	EDV232	235	ETC232	325	EDK532	56,7	SES532-L
EDH232	—	ETS232	252	EDV232	235	ETC232	325	EDK532	56,7	SES532-L
EDH232	—	ETS232	252	EDV232	235	ETC232	325	EDK532	56,7	SES532-L
EDH232	—	ETS232	252	EDV232	235	ETC232	325	EDK532	56,7	SES532-L

Plummer block housings

SES, split

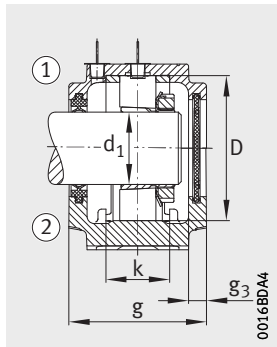
For bearings with tapered bore and adapter sleeve

Inch size shaft

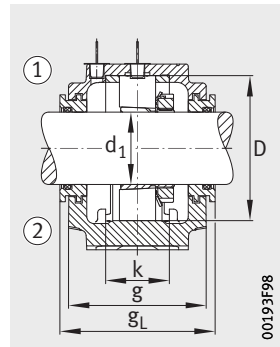


Dimension table · Dimensions in mm																	
Shaft		Housing Dimensions												Bearing and accessories			
d ₁		h	h ₁	g	b	c	a	m	v	u	s	D	k	g ₃	Bearing	Adapter sleeve	Locating ring
inch	mm																2 pieces
3/4	19,05	40	74	67	46	19	165	130	20	15	M12	52	25	10	1205-K	H205X012	FRM52/5
3/4	19,05	50	89	77	52	22	185	150	20	15	M12	62	32	10	1305-K	H305X012	FRM62/7,5
3/4	19,05	40	74	67	46	19	165	130	20	15	M12	52	25	10	20205-K	H205X012	FRM52/5
3/4	19,05	50	89	77	52	22	185	150	20	15	M12	62	32	10	20305...-K	H305X012	FRM62/7,5
3/4	19,05	40	74	67	46	19	165	130	20	15	M12	52	25	10	2205-K	H305X012	FRM52/3,5
3/4	19,05	40	74	67	46	19	165	130	20	15	M12	52	25	10	22205...-K	H305X012	FRM52/3,5
3/4	19,05	50	89	77	52	22	185	150	20	15	M12	62	32	10	2305-K	H2305X012	FRM62/4
7/8	22,225	50	89	77	52	22	185	150	20	15	M12	62	32	10	1206-K	H206X014	FRM62/8
7/8	22,225	50	89	77	52	22	185	150	20	15	M12	62	32	10	20206...K	H206X014	FRM62/8
7/8	22,225	50	89	77	52	22	185	150	20	15	M12	62	32	10	2206-K	H306X014	FRM62/6
7/8	22,225	50	89	77	52	22	185	150	20	15	M12	62	32	10	22206...-K	H306X014	FRM62/6
15/16	23,813	50	89	77	52	22	185	150	20	15	M12	62	32	10	1206-K	H206X015	FRM62/8
15/16	23,813	50	93	82	52	22	185	150	20	15	M12	72	34	11	1306-K	H306X015	FRM72/7,5
15/16	23,813	50	89	77	52	22	185	150	20	15	M12	62	32	10	20206-K	H206X015	FRM62/8
15/16	23,813	50	93	82	52	22	185	150	20	15	M12	72	34	11	20306....-K	H306X015	FRM72/7,5
15/16	23,813	50	93	82	52	22	185	150	20	15	M12	72	34	11	21306....-K	H306X015	FRM72/7,5
15/16	23,813	50	89	77	52	22	185	150	20	15	M12	62	32	10	2206-K	H306X015	FRM62/6
15/16	23,813	50	89	77	52	22	185	150	20	15	M12	62	32	10	22206...-K	H306X015	FRM62/6
15/16	23,813	50	93	82	52	22	185	150	20	15	M12	72	34	11	2306-K	H2306X015	FRM72/3,5
1	25,4	50	89	77	52	22	185	150	20	15	M12	62	32	10	1206-K	H206X100	FRM62/8
1	25,4	50	93	82	52	22	185	150	20	15	M12	72	34	11	1306-K	H306X100	FRM72/7,5
1	25,4	50	89	77	52	22	185	150	20	15	M12	62	32	10	20206...-K	H206X100	FRM62/8
1	25,4	50	93	82	52	22	185	150	20	15	M12	72	34	11	20306...-K	H2306X100	FRM72/7,5
1	25,4	50	93	82	52	22	185	150	20	15	M12	72	34	11	21306...-K	H2306X100	FRM72/7,5
1	25,4	50	89	77	52	22	185	150	20	15	M12	62	32	10	2206-K	H306X100	FRM62/6
1	25,4	50	89	77	52	22	185	150	20	15	M12	62	32	10	22206...-K	H306X100	FRM62/6
1	25,4	50	93	82	52	22	185	150	20	15	M12	72	34	11	2306-K	H2306X100	FRM72/3,5

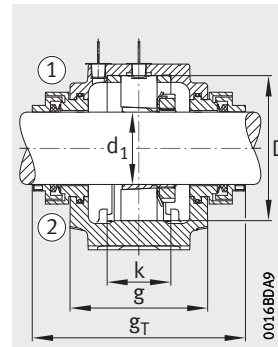
① Locating bearing. ② Non-locating bearing.



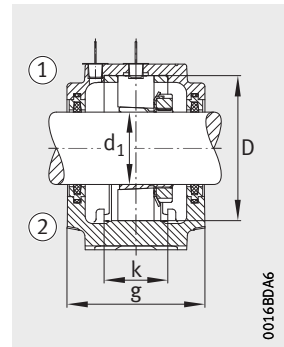
Double lip seal EDH
Cover EDK



Labyrinth seal ETS



Taconite seal ETC



Felt seal EFS

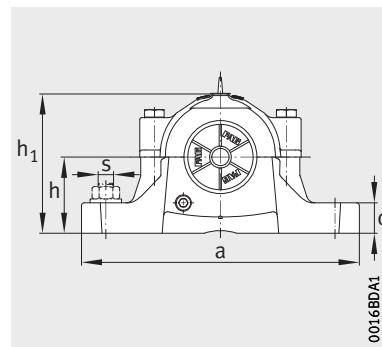
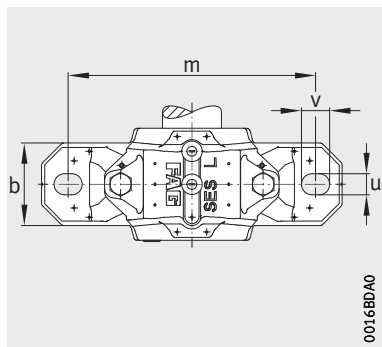
								Housing	
Double lip seal	Felt seal	Labyrinth seal		V ring seal		Taconite seal		Cover	Designation
			gL mm		gV mm		gT mm		
–	EFS505X012	ETS505X012	80	EDV505X012	67	ETC505X012	125	EDK505	SES505-L
EDH605X012	EFS605X012	ETS605X012	89	EDV605X012	77	ETC605X012	135	EDK506-605	SES506-605-L
–	EFS505X012	ETS505X012	80	EDV505X012	67	ETC505X012	125	EDK505	SES505-L
EDH605X012	EFS605X012	ETS605X012	89	EDV605X012	77	ETC605X012	135	EDK506-605	SES506-605-L
–	EFS505X012	ETS505X012	80	EDV505X012	67	ETC505X012	125	EDK505	SES505-L
–	EFS505X012	ETS505X012	80	EDV505X012	67	ETC505X012	125	EDK505	SES505-L
EDH605X012	EFS605X012	ETS605X012	89	EDV605X012	77	ETC605X012	135	EDK506-605	SES506-605-L
–	EFS506X014	ETS506X014	89	EDV506X014	77	ETC506X014	135	EDK506-605	SES506-605-L
–	EFS506X014	ETS506X014	89	EDV506X014	77	ETC506X014	135	EDK506-605	SES506-605-L
–	EFS506X014	ETS506X014	89	EDV506X014	77	ETC506X014	135	EDK506-605	SES506-605-L
–	EFS506X014	ETS506X014	89	EDV506X014	77	ETC506X014	135	EDK506-605	SES506-605-L
–	EFS506X015	ETS506X015	89	EDV506X015	77	ETC506X015	135	EDK506-605	SES506-605-L
–	EFS606X015	ETS606X015	94	EDV606X015	82	ETC606X015	140	EDK507-606	SES507-606-L
–	EFS506X015	ETS506X015	89	EDV506X015	77	ETC506X015	135	EDK506-605	SES506-605-L
–	EFS606X015	ETS606X015	94	EDV606X015	82	ETC606X015	140	EDK507-606	SES507-606-L
–	EFS606X015	ETS606X015	94	EDV606X015	82	ETC606X015	140	EDK507-606	SES507-606-L
–	EFS606X015	ETS606X015	94	EDV606X015	82	ETC606X015	140	EDK507-606	SES507-606-L
–	EFS506X015	ETS506X015	89	EDV506X015	77	ETC506X015	135	EDK506-605	SES506-605-L
–	EFS506X015	ETS506X015	89	EDV506X015	77	ETC506X015	135	EDK506-605	SES506-605-L
–	EFS606X015	ETS606X015	94	EDV606X015	82	ETC606X015	140	EDK507-606	SES507-606-L
EDH506	EFS506	ETS506X100	89	EDV506	77	ETC506X100	135	EDK506-605	SES506-605-L
–	EFS606	ETS606X100	94	EDV606	82	ETC606	140	EDK507-606	SES507-606-L
EDH506	EFS506	ETS506X100	89	EDV506	77	ETC506X100	135	EDK506-605	SES506-605-L
–	EFS606	ETS606X100	94	EDV606	82	ETC606	140	EDK507-606	SES507-606-L
–	EFS606	ETS606X100	94	EDV606	82	ETC606	140	EDK507-606	SES507-606-L
EDH506	EFS506	ETS506X100	89	EDV506	77	ETC506X100	135	EDK506-605	SES506-605-L
EDH506	EFS506	ETS506X100	89	EDV506	77	ETC506X100	135	EDK506-605	SES506-605-L
–	EFS606	ETS606X100	94	EDV606	82	ETC606	140	EDK507-606	SES507-606-L

Plummer block housings

SES, split

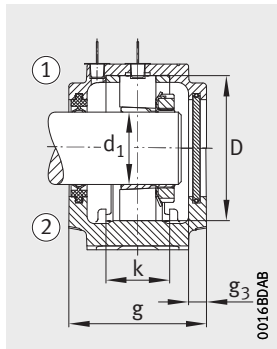
For bearings with tapered bore and adapter sleeve

Inch size shaft

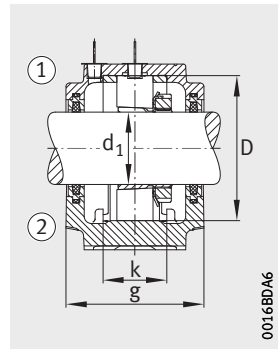


Dimension table (continued) · Dimensions in mm																	
Shaft d ₁		Housing Dimensions													Bearing and accessories		
		h	h ₁	g	b	c	a	m	v	u	s	D	k	g ₃	Bearing	Adapter sleeve	Locating ring
inch	mm																2 pieces
1 1/8	28,575	60	108	85	60	25	205	170	20	15	M12	80	39	11	1307-K	H307X102	FRM80/9
1 1/8	28,575	60	108	85	60	25	205	170	20	15	M12	80	39	11	20307-K	H307X102	FRM80/9
1 1/8	28,575	60	108	85	60	25	205	170	20	15	M12	80	39	11	21307..-K	H307X102	FRM80/9
1 1/8	28,575	60	108	85	60	25	205	170	20	15	M12	80	39	11	2307-K	H2307X102	FRM80/4
1 3/16	30,163	50	93	82	52	22	185	150	20	15	M12	72	34	11	1207-K	H207X103	FRM72/8,5
1 3/16	30,163	60	108	85	60	25	205	170	20	15	M12	80	39	11	1307-K	H307X103	FRM80/9
1 3/16	30,163	50	93	82	52	22	185	150	20	15	M12	72	34	11	20207-K	H207X103	FRM72/8,5
1 3/16	30,163	60	108	85	60	25	205	170	20	15	M12	80	39	11	20307..-K	H307X103	FRM80/9
1 3/16	30,163	60	108	85	60	25	205	170	20	15	M12	80	39	11	21307..-K	H307X103	FRM80/9
1 3/16	30,163	50	93	82	52	22	185	150	20	15	M12	72	34	11	2207-K	H307X103	FRM72/5,5
1 3/16	30,163	50	93	82	52	22	185	150	20	15	M12	72	34	11	22207..-K	H307X103	FRM72/5,5
1 3/16	30,163	60	108	85	60	25	205	170	20	15	M12	80	39	11	2307-K	H2307X103	FRM80/4
1 1/4	31,75	60	108	85	60	25	205	170	20	15	M12	80	39	11	1208-K	H208X104	FRM80/10,5
1 1/4	31,75	60	113	90	60	25	205	170	20	15	M12	90	41	12	1308-K	H308X104	FRM90/9
1 1/4	31,75	60	108	85	60	25	205	170	20	15	M12	80	39	11	20208-K	H208X104	FRM80/10,5
1 1/4	31,75	60	113	90	60	25	205	170	20	15	M12	90	41	12	20308-K	H308X104	FRM90/9
1 1/4	31,75	60	113	90	60	25	205	170	20	15	M12	90	41	12	21308..-K	H308X104	FRM90/9
1 1/4	31,75	60	108	85	60	25	205	170	20	15	M12	80	39	11	2208-K	H308X104	FRM80/8
1 1/4	31,75	60	108	85	60	25	205	170	20	15	M12	80	39	11	22208..-K	H308X104	FRM80/8
1 1/4	31,75	60	113	90	60	25	205	170	20	15	M12	90	41	12	22308..-K	H2308X104	FRM90/4
1 1/4	31,75	60	113	90	60	25	205	170	20	15	M12	90	41	12	2308-K	H2308X104	FRM90/4
1 5/16	33,338	60	113	90	60	25	205	170	20	15	M12	90	41	12	1308-K	H308X105	FRM90/9
1 5/16	33,338	60	113	90	60	25	205	170	20	15	M12	90	41	12	20308-K	H308X105	FRM90/9
1 5/16	33,338	60	113	90	60	25	205	170	20	15	M12	90	41	12	21308..-K	H308X105	FRM90/9
1 5/16	33,338	60	113	90	60	25	205	170	20	15	M12	90	41	12	22308..-K	H2308X105	FRM90/4
1 5/16	33,338	60	113	90	60	25	205	170	20	15	M12	90	41	12	2308-K	H2308X105	FRM90/4

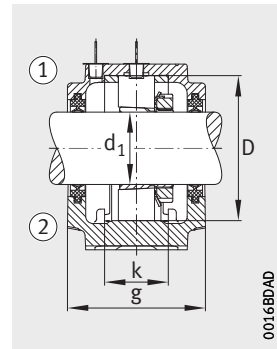
① Locating bearing. ② Non-locating bearing.



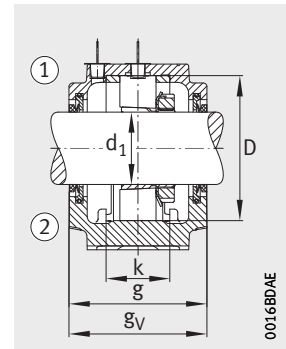
Double lip seal EDH
Cover EDKT



Felt seal EFS



Double lip seal EDH



V ring seal EDH

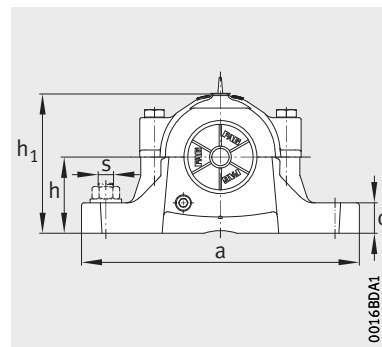
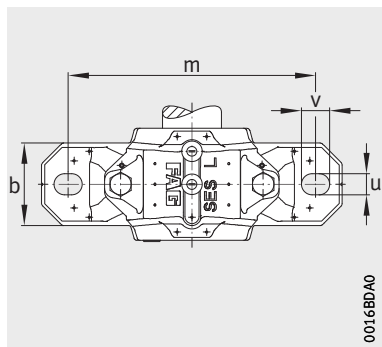
								Housing	
Double lip seal	Felt seal	Labyrinth seal		V ring seal		Taconite seal		Cover	Designation
			gL mm		gv mm		gT mm		
EDH607X102	EFS607X102	ETS607X102	97	EDV607X102	85	—	—	EDK508-607	SES508-607-L
EDH607X102	EFS607X102	ETS607X102	97	EDV607X102	85	—	—	EDK508-607	SES508-607-L
EDH607X102	EFS607X102	ETS607X102	97	EDV607X102	85	—	—	EDK508-607	SES508-607-L
EDH607X102	EFS607X102	ETS607X102	97	EDV607X102	85	—	—	EDK508-607	SES508-607-L
EDH507-305	EFS507-305	ETS507-305	94	EDV507-305	81	ETC507-305	144	EDK507-606	SES507-606-L
EDH607	EFS607	ETS607	97	EDV607	85	ETC607	145	EDK508-607	SES508-607-L
EDH507-305	EFS507-305	ETS507-305	94	EDV507-305	81	ETC507-305	144	EDK507-606	SES507-606-L
EDH607	EFS607	ETS607	97	EDV607	85	ETC607	145	EDK508-607	SES508-607-L
EDH607	EFS607	ETS607	97	EDV607	85	ETC607	145	EDK508-607	SES508-607-L
EDH507-305	EFS507-305	ETS507-305	94	EDV507-305	81	ETC507-305	144	EDK507-606	SES507-606-L
EDH507-305	EFS507-305	ETS507-305	94	EDV507-305	81	ETC507-305	144	EDK507-606	SES507-606-L
EDH607	EFS607	ETS607	97	EDV607	85	ETC607	145	EDK508-607	SES508-607-L
—	EFS508X104	ETS508X104	97	EDV508X104	85	ETC508X104	150	EDK508-607	SES508-607-L
EDH608X104	EFS608X104	ETS608X104	102	EDV608X104	90	ETC608X104	150	EDK510-608	SES510-608-L
—	EFS508X104	ETS508X104	97	EDV508X104	85	ETC508X104	150	EDK508-607	SES508-607-L
EDH608X104	EFS608X104	ETS608X104	102	EDV608X104	90	ETC608X104	150	EDK510-608	SES510-608-L
EDH608X104	EFS608X104	ETS608X104	102	EDV608X104	90	ETC608X104	150	EDK510-608	SES510-608-L
—	EFS508X104	ETS508X104	97	EDV508X104	85	ETC508X104	150	EDK508-607	SES508-607-L
—	EFS508X104	ETS508X104	97	EDV508X104	85	ETC508X104	150	EDK508-607	SES508-607-L
EDH608X104	EFS608X104	ETS608X104	102	EDV608X104	90	ETC608X104	150	EDK510-608	SES510-608-L
EDH608X104	EFS608X104	ETS608X104	102	EDV608X104	90	ETC608X104	150	EDK510-608	SES510-608-L
EDH608X104	EFS608X105	ETS608X105	102	EDV608X105	90	ETC608X105	150	EDK510-608	SES510-608-L
EDH608X104	EFS608X105	ETS608X105	102	EDV608X105	90	ETC608X105	150	EDK510-608	SES510-608-L
EDH608X104	EFS608X105	ETS608X105	102	EDV608X105	90	ETC608X105	150	EDK510-608	SES510-608-L
EDH608X104	EFS608X105	ETS608X105	102	EDV608X105	90	ETC608X105	150	EDK510-608	SES510-608-L
EDH608X104	EFS608X105	ETS608X105	102	EDV608X105	90	ETC608X105	150	EDK510-608	SES510-608-L

Plummer block housings

SES, split

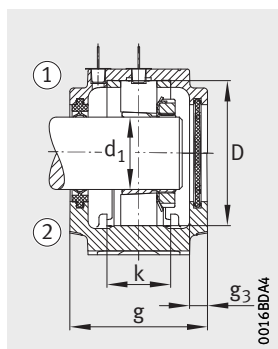
For bearings with tapered bore and adapter sleeve

Inch size shaft

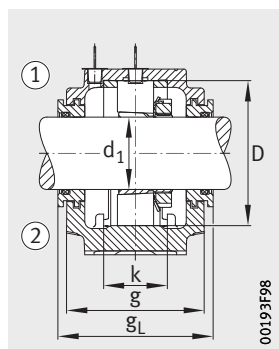


Dimension table (continued) · Dimensions in mm																		
Shaft d ₁		Housing Dimensions													Bearing and accessories			
		h	h ₁	g	b	c	a	m	v	u	s	D	k	g ₃	Bearing	Adapter sleeve	Locating ring	
inch	mm																2 pieces	
1 3/8	34,925	60	108	85	60	25	205	170	20	15	M12	80	39	11	1208-K	H208X106	FRM80/10,5	
1 3/8	34,925	60	113	90	60	25	205	170	20	15	M12	90	41	12	1308-K	H308X106	FRM90/9	
1 3/8	34,925	60	108	85	60	25	205	170	20	15	M12	80	39	11	20208-K	H208X106	FRM80/10,5	
1 3/8	34,925	60	113	90	60	25	205	170	20	15	M12	90	41	12	20308-K	H308X106	FRM90/9	
1 3/8	34,925	60	113	90	60	25	205	170	20	15	M12	90	41	12	21308..-K	H308X106	FRM90/9	
1 3/8	34,925	60	108	85	60	25	205	170	20	15	M12	80	39	11	2208-K	H308X106	FRM80/8	
1 3/8	34,925	60	108	85	60	25	205	170	20	15	M12	80	39	11	22208..-K	H308X106	FRM80/8	
1 3/8	34,925	60	113	90	60	25	205	170	20	15	M12	90	41	12	22308..-K	H2308X106	FRM90/4	
1 3/8	34,925	60	113	90	60	25	205	170	20	15	M12	90	41	12	2308-K	H2308X106	FRM90/4	
1 7/16	36,513	60	109	85	60	25	205	170	20	15	M12	85	30	12	1209-K	H209X107	FRM85/5,5	
1 7/16	36,513	70	128	95	70	28	255	210	24	18	M16	100	44	12	1309-K	H309X107	FRM100/9,5	
1 7/16	36,513	60	109	85	60	25	205	170	20	15	M12	85	30	12	20209-K	H209X107	FRM85/5,5	
1 7/16	36,513	70	128	95	70	28	255	210	24	18	M16	100	44	12	20309-K	H309X107	FRM100/9,5	
1 7/16	36,513	70	128	95	70	28	255	210	24	18	M16	100	44	12	21309..-K	H309X107	FRM100/9,5	
1 7/16	36,513	60	109	85	60	25	205	170	20	15	M12	85	30	12	2209-K	H309X107	FRM85/3,5	
1 7/16	36,513	60	109	85	60	25	205	170	20	15	M12	85	30	12	22209..-K	H309X107	FRM85/3,5	
1 7/16	36,513	70	128	95	70	28	255	210	24	18	M16	100	44	12	22309..-K	H2309X107	FRM100/4	
1 7/16	36,513	70	128	95	70	28	255	210	24	18	M16	100	44	12	2309-K	H2309X107	FRM100/4	
1 1/2	38,1	60	109	85	60	25	205	170	20	15	M12	85	30	12	1209-K	H209X108	FRM85/5,5	
1 1/2	38,1	70	128	95	70	28	255	210	24	18	M16	100	44	12	1309-K	H309X108	FRM100/9,5	
1 1/2	38,1	60	109	85	60	25	205	170	20	15	M12	85	30	12	20209-K	H209X108	FRM85/5,5	
1 1/2	38,1	70	128	95	70	28	255	210	24	18	M16	100	44	12	20309-K	H309X108	FRM100/9,5	
1 1/2	38,1	70	128	95	70	28	255	210	24	18	M16	100	44	12	21309..-K	H309X108	FRM100/9,5	
1 1/2	38,1	60	109	85	60	25	205	170	20	15	M12	85	30	12	2209-K	H309X108	FRM85/3,5	
1 1/2	38,1	60	109	85	60	25	205	170	20	15	M12	85	30	12	22209..-K	H309X108	FRM85/3,5	
1 1/2	38,1	70	128	95	70	28	255	210	24	18	M16	100	44	12	22309..-K	H2309X108	FRM100/4	
1 1/2	38,1	70	128	95	70	28	255	210	24	18	M16	100	44	12	2309-K	H2309X108	FRM100/4	

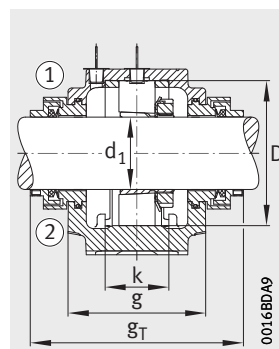
① Locating bearing. ② Non-locating bearing.



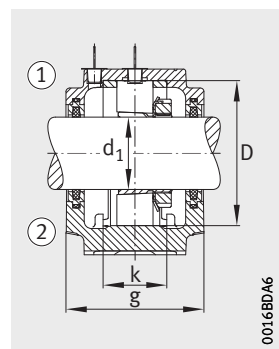
Double lip seal EDH
Cover EDK



Labyrinth seal ETS



Taconite seal ETC



Felt seal EFS

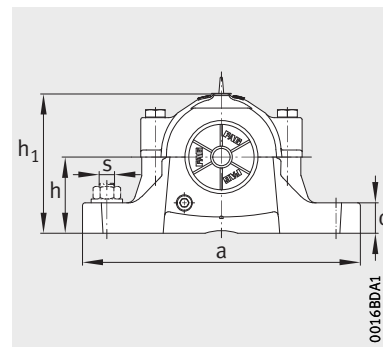
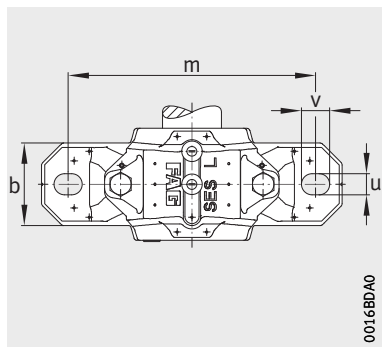
									Housing	
Double lip seal	Felt seal	Labyrinth seal		V ring seal		Taconite seal		Cover	Mass m ≈ kg	Designation
			g _L mm		g _V mm		g _T mm			
EDH508	EFS508	ETS508	97	EDV508	85	ETC508	150	EDK508-607	2,95	SES508-607-L
EDH608	EFS608	ETS608	102	EDV608	90	ETC608	150	EDK510-608	3,27	SES510-608-L
EDH508	EFS508	ETS508	97	EDV508	85	ETC508	150	EDK508-607	2,95	SES508-607-L
EDH608	EFS608	ETS608	102	EDV608	90	ETC608	150	EDK510-608	3,27	SES510-608-L
EDH608	EFS608	ETS608	102	EDV608	90	ETC608	150	EDK510-608	3,27	SES510-608-L
EDH508	EFS508	ETS508	97	EDV508	85	ETC508	150	EDK508-607	2,95	SES508-607-L
EDH508	EFS508	ETS508	97	EDV508	85	ETC508	150	EDK508-607	2,95	SES508-607-L
EDH608	EFS608	ETS608	102	EDV608	90	ETC608	150	EDK510-608	3,27	SES510-608-L
EDH608	EFS608	ETS608	102	EDV608	90	ETC608	150	EDK510-608	3,27	SES510-608-L
–	EFS509X107	ETS509X107	97	EDV509X107	85	ETC509X107	150	EDK509	3,1	SES509-L
EDH609X107	EFS609X107	ETS609X107	107	EDV609X107	95	ETC609X107	155	EDK511-609	4,41	SES511-609-L
–	EFS509X107	ETS509X107	97	EDV509X107	85	ETC509X107	150	EDK509	3,1	SES509-L
EDH609X107	EFS609X107	ETS609X107	107	EDV609X107	95	ETC609X107	155	EDK511-609	4,41	SES511-609-L
EDH609X107	EFS609X107	ETS609X107	107	EDV609X107	95	ETC609X107	155	EDK511-609	4,41	SES511-609-L
–	EFS509X107	ETS509X107	97	EDV509X107	85	ETC509X107	150	EDK509	3,1	SES509-L
–	EFS509X107	ETS509X107	97	EDV509X107	85	ETC509X107	150	EDK509	3,1	SES509-L
EDH609X107	EFS609X107	ETS609X107	107	EDV609X107	95	ETC609X107	155	EDK511-609	4,41	SES511-609-L
EDH609X107	EFS609X107	ETS609X107	107	EDV609X107	95	ETC609X107	155	EDK511-609	4,41	SES511-609-L
–	EFS509X108	ETS509X108	97	EDV509X108	85	ETC509X108	150	EDK509	3,1	SES509-L
EDH609X107	EFS609X108	ETS609X108	107	EDV609X108	95	ETC609X108	155	EDK511-609	4,41	SES511-609-L
–	EFS509X108	ETS509X108	97	EDV509X108	85	ETC509X108	150	EDK509	3,1	SES509-L
EDH609X107	EFS609X108	ETS609X108	107	EDV609X108	95	ETC609X108	155	EDK511-609	4,41	SES511-609-L
EDH609X107	EFS609X108	ETS609X108	107	EDV609X108	95	ETC609X108	155	EDK511-609	4,41	SES511-609-L
–	EFS509X108	ETS509X108	97	EDV509X108	85	ETC509X108	150	EDK509	3,1	SES509-L
–	EFS509X108	ETS509X108	97	EDV509X108	85	ETC509X108	150	EDK509	3,1	SES509-L
EDH609X107	EFS609X108	ETS609X108	107	EDV609X108	95	ETC609X108	155	EDK511-609	4,41	SES511-609-L
EDH609X107	EFS609X108	ETS609X108	107	EDV609X108	95	ETC609X108	155	EDK511-609	4,41	SES511-609-L

Plummer block housings

SES, split

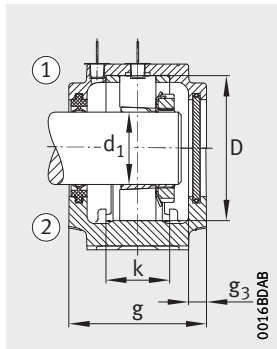
For bearings with tapered bore and adapter sleeve

Inch size shaft

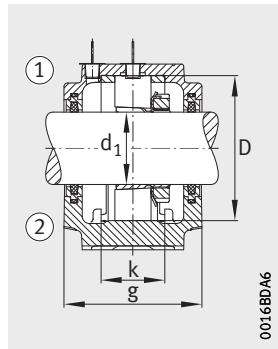


Dimension table (continued) · Dimensions in mm																	
Shaft d ₁		Housing Dimensions													Bearing and accessories		
		h	h ₁	g	b	c	a	m	v	u	s	D	k	g ₃	Bearing	Adapter sleeve	Locating ring
inch	mm																2 pieces
19/16	39,688	70	128	95	70	28	255	210	24	18	M16	100	44	12	1309-K	H309X109	FRM100/9,5
19/16	39,688	70	128	95	70	28	255	210	24	18	M16	100	44	12	20309-K	H309X109	FRM100/9,5
19/16	39,688	70	128	95	70	28	255	210	24	18	M16	100	44	12	21309..-K	H309X109	FRM100/9,5
19/16	39,688	70	128	95	70	28	255	210	24	18	M16	100	44	12	22309..-K	H2309X109	FRM100/4
19/16	39,688	70	128	95	70	28	255	210	24	18	M16	100	44	12	2309-K	H2309X109	FRM100/4
15/8	41,275	70	134	105	70	30	255	210	24	18	M16	110	48	12	1310-K	H310X110	FRM110/10,5
15/8	41,275	70	134	105	70	30	255	210	24	18	M16	110	48	12	20310-K	H310X110	FRM110/10,5
15/8	41,275	70	134	105	70	30	255	210	24	18	M16	110	48	12	21310..-K	H310X110	FRM110/10,5
15/8	41,275	70	134	105	70	30	255	210	24	18	M16	110	48	12	22310..-K	H2310X110	FRM110/4
15/8	41,275	70	134	105	70	30	255	210	24	18	M16	110	48	12	2310-K	H2310X110	FRM110/4
111/16	42,863	60	113	90	60	25	205	170	20	15	M12	90	41	12	1210-K	H210X111	FRM90/10,5
111/16	42,863	70	134	105	70	30	255	210	24	18	M16	110	48	12	1310-K	H310X111	FRM110/10,5
111/16	42,863	60	113	90	60	25	205	170	20	15	M12	90	41	12	20210-K	H210X111	FRM90/10,5
111/16	42,863	70	134	105	70	30	255	210	24	18	M16	110	48	12	20310-K	H310X111	FRM110/10,5
111/16	42,863	70	134	105	70	30	255	210	24	18	M16	110	48	12	21310..-K	H310X111	FRM110/10,5
111/16	42,863	60	113	90	60	25	205	170	20	15	M12	90	41	12	2210-K	H310X111	FRM90/9
111/16	42,863	60	113	90	60	25	205	170	20	15	M12	90	41	12	22210..-K	H310X111	FRM90/9
111/16	42,863	70	134	105	70	30	255	210	24	18	M16	110	48	12	22310..-K	H2310X111	FRM110/4
111/16	42,863	70	134	105	70	30	255	210	24	18	M16	110	48	12	2310-K	H2310X111	FRM110/4
13/4	44,45	60	113	90	60	25	205	170	20	15	M12	90	41	12	1210-K	H210X112	FRM90/10,5
13/4	44,45	70	134	105	70	30	255	210	24	18	M16	110	48	12	1310-K	H310X112	FRM110/10,5
13/4	44,45	60	113	90	60	25	205	170	20	15	M12	90	41	12	20210-K	H210X112	FRM90/10,5
13/4	44,45	70	134	105	70	30	255	210	24	18	M16	110	48	12	20310-K	H310X112	FRM110/10,5
13/4	44,45	70	134	105	70	30	255	210	24	18	M16	110	48	12	21310..-K	H310X112	FRM110/10,5
13/4	44,45	60	113	90	60	25	205	170	20	15	M12	90	41	12	2210-K	H310X112	FRM90/9
13/4	44,45	60	113	90	60	25	205	170	20	15	M12	90	41	12	22210..-K	H310X112	FRM90/9
13/4	44,45	70	134	105	70	30	255	210	24	18	M16	110	48	12	22310..-K	H2310X112	FRM110/4
13/4	44,45	70	134	105	70	30	255	210	24	18	M16	110	48	12	2310-K	H2310X112	FRM110/4

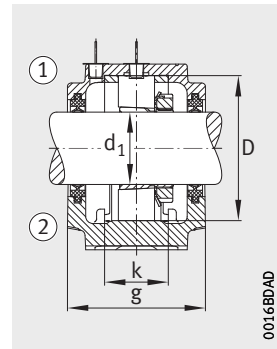
① Locating bearing. ② Non-locating bearing.



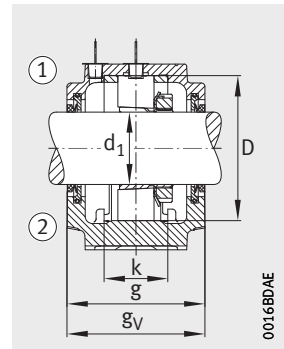
Double lip seal EDH
Cover EDKT



Felt seal EFS



Double lip seal EDH



V ring seal EDH

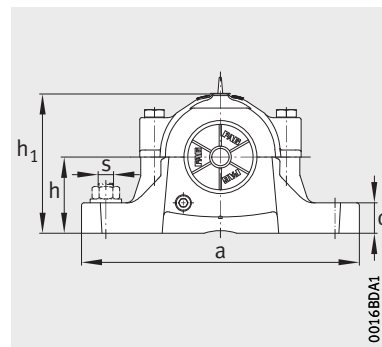
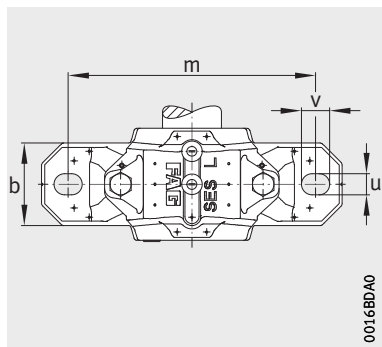
									Housing	
Double lip seal	Felt seal	Labyrinth seal		V ring seal		Taconite seal		Cover	Mass m ≈ kg	Designation
			g _L mm		g _V mm		g _T mm			
EDH609	EFS609	ETS609	107	EDV609	95	ETC609	155	EDK511-609	4,41	SES511-609-L
EDH609	EFS609	ETS609	107	EDV609	95	ETC609	155	EDK511-609	4,41	SES511-609-L
EDH609	EFS609	ETS609	107	EDV609	95	ETC609	155	EDK511-609	4,41	SES511-609-L
EDH609	EFS609	ETS609	107	EDV609	95	ETC609	155	EDK511-609	4,41	SES511-609-L
EDH609	EFS609	ETS609	107	EDV609	95	ETC609	155	EDK511-609	4,41	SES511-609-L
EDH610X110	EFS610X110	ETS610X110	117	EDV610X110	105	ETC610X110	165	EDK512-610	5,2	SES512-610-L
EDH610X110	EFS610X110	ETS610X110	117	EDV610X110	105	ETC610X110	165	EDK512-610	5,2	SES512-610-L
EDH610X110	EFS610X110	ETS610X110	117	EDV610X110	105	ETC610X110	165	EDK512-610	5,2	SES512-610-L
EDH610X110	EFS610X110	ETS610X110	117	EDV610X110	105	ETC610X110	165	EDK512-610	5,2	SES512-610-L
EDH610X110	EFS610X110	ETS610X110	117	EDV610X110	105	ETC610X110	165	EDK512-610	5,2	SES512-610-L
–	EFS510X111	ETS510X111	102	EDV510X111	90	ETC510X111	155	EDK510-608	3,27	SES510-608-L
EDH610X110	EFS610X111	ETS610X111	117	EDV610X111	105	ETC610X111	165	EDK512-610	5,2	SES512-610-L
–	EFS510X111	ETS510X111	102	EDV510X111	90	ETC510X111	155	EDK510-608	3,27	SES510-608-L
EDH610X110	EFS610X111	ETS610X111	117	EDV610X111	105	ETC610X111	165	EDK512-610	5,2	SES512-610-L
EDH610X110	EFS610X111	ETS610X111	117	EDV610X111	105	ETC610X111	165	EDK512-610	5,2	SES512-610-L
–	EFS510X111	ETS510X111	102	EDV510X111	90	ETC510X111	155	EDK510-608	3,27	SES510-608-L
–	EFS510X111	ETS510X111	102	EDV510X111	90	ETC510X111	155	EDK510-608	3,27	SES510-608-L
EDH610X110	EFS610X111	ETS610X111	117	EDV610X111	105	ETC610X111	165	EDK512-610	5,2	SES512-610-L
EDH610X110	EFS610X111	ETS610X111	117	EDV610X111	105	ETC610X111	165	EDK512-610	5,2	SES512-610-L
EDH510-307	EFS510-307	ETS510X112	102	EDV510-307	88	ETC510-307	148	EDK510-608	3,27	SES510-608-L
EDH610	EFS610	ETS610X112	117	EDV610	105	ETC610	165	EDK512-610	5,2	SES512-610-L
EDH510-307	EFS510-307	ETS510X112	102	EDV510-307	88	ETC510-307	148	EDK510-608	3,27	SES510-608-L
EDH610	EFS610	ETS610X112	117	EDV610	105	ETC610	165	EDK512-610	5,2	SES512-610-L
EDH610	EFS610	ETS610X112	117	EDV610	105	ETC610	165	EDK512-610	5,2	SES512-610-L
EDH510-307	EFS510-307	ETS510X112	102	EDV510-307	88	ETC510-307	148	EDK510-608	3,27	SES510-608-L
EDH510-307	EFS510-307	ETS510X112	102	EDV510-307	88	ETC510-307	148	EDK510-608	3,27	SES510-608-L
EDH610	EFS610	ETS610X112	117	EDV610	105	ETC610	165	EDK512-610	5,2	SES512-610-L
EDH610	EFS610	ETS610X112	117	EDV610	105	ETC610	165	EDK512-610	5,2	SES512-610-L

Plummer block housings

SES, split

For bearings with tapered bore and adapter sleeve

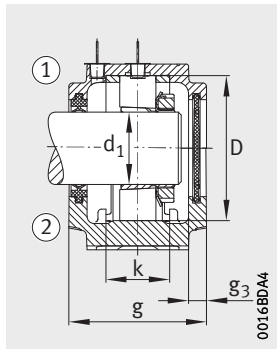
Inch size shaft



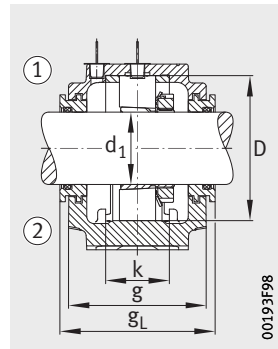
Dimension table (continued) · Dimensions in mm

Shaft		Housing Dimensions													Bearing and accessories		
		h	h ₁	g	b	c	a	m	v	u	s	D	k	g ₃	Bearing	Adapter sleeve	Locating ring
inch	mm																2 pieces
17/8	47,625	80	150	110	80	30	275	230	24	18	M16	120	51	13	1311-K	H311X114	FRM120/11
17/8	47,625	80	150	110	80	30	275	230	24	18	M16	120	51	13	20311-K	H311X114	FRM120/11
17/8	47,625	80	150	110	80	30	275	230	24	18	M16	120	51	13	21311...K	H311X114	FRM120/11
17/8	47,625	80	150	110	80	30	275	230	24	18	M16	120	51	13	22311...K	H2311X114	FRM120/4
17/8	47,625	80	150	110	80	30	275	230	24	18	M16	120	51	13	2311-K	H2311X114	FRM120/4
115/16	49,213	70	128	95	70	28	255	210	24	18	M16	100	44	12	1211-K	H211X115	FRM100/11,5
115/16	49,213	80	150	110	80	30	275	230	24	18	M16	120	51	13	1311-K	H311X115	FRM120/11
115/16	49,213	70	128	95	70	28	255	210	24	18	M16	100	44	12	20211-K	H211X115	FRM100/11,5
115/16	49,213	80	150	110	80	30	275	230	24	18	M16	120	51	13	20311-K	H311X115	FRM120/11
115/16	49,213	80	150	110	80	30	275	230	24	18	M16	120	51	13	21311...K	H311X115	FRM120/11
115/16	49,213	70	128	95	70	28	255	210	24	18	M16	100	44	12	2211-K	H311X115	FRM100/9,5
115/16	49,213	70	128	95	70	28	255	210	24	18	M16	100	44	12	22211...K	H311X115	FRM100/9,5
115/16	49,213	80	150	110	80	30	275	230	24	18	M16	120	51	13	22311...K	H2311X115	FRM120/4
115/16	49,213	80	150	110	80	30	275	230	24	18	M16	120	51	13	2311-K	H2311X115	FRM120/4
2	50,8	70	128	95	70	28	255	210	24	18	M16	100	44	12	1211-K	H211X200	FRM100/11,5
2	50,8	80	150	110	80	30	275	230	24	18	M16	120	51	13	1311-K	H311X200	FRM120/11
2	50,8	70	128	95	70	28	255	210	24	18	M16	100	44	12	20211-K	H211X200	FRM100/11,5
2	50,8	80	150	110	80	30	275	230	24	18	M16	120	51	13	20311-K	H311X200	FRM120/11
2	50,8	80	150	110	80	30	275	230	24	18	M16	120	51	13	21311...K	H311X200	FRM120/11
2	50,8	70	128	95	70	28	255	210	24	18	M16	100	44	12	2211-K	H311X200	FRM100/9,5
2	50,8	70	128	95	70	28	255	210	24	18	M16	100	44	12	22211...K	H311X200	FRM100/9,5
2	50,8	80	150	110	80	30	275	230	24	18	M16	120	51	13	22311...K	H2311X200	FRM120/4
2	50,8	80	150	110	80	30	275	230	24	18	M16	120	51	13	2311-K	H2311X200	FRM120/4

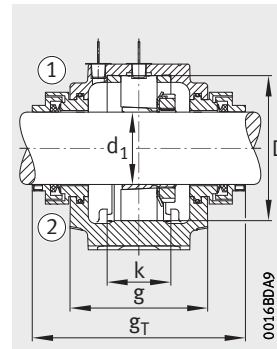
① Locating bearing. ② Non-locating bearing.



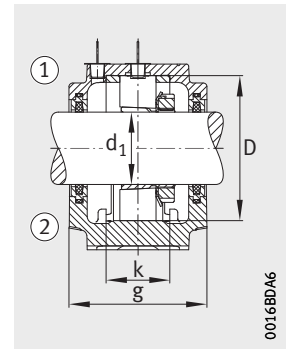
Double lip seal EDH
Cover EDK



Labyrinth seal ETS



Taconite seal ETC



Felt seal EFS

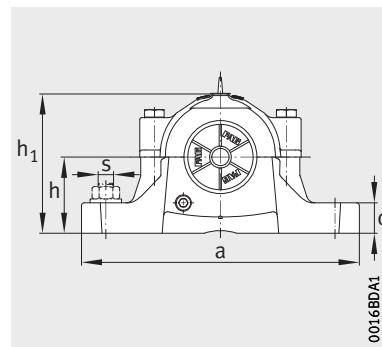
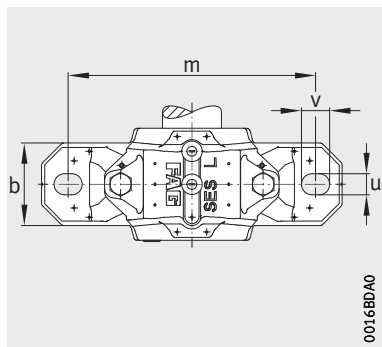
									Housing	
Double lip seal	Felt seal	Labyrinth seal		V ring seal		Taconite seal		Cover	Mass m ≈ kg	Designation
			g _L mm		g _V mm		g _T mm			
EDH611X114	EFS611X114	ETS611X114	122	EDV611X114	110	ETC611X114	170	EDK513-611	6,5	SES513-611-L
EDH611X114	EFS611X114	ETS611X114	122	EDV611X114	110	ETC611X114	170	EDK513-611	6,5	SES513-611-L
EDH611X114	EFS611X114	ETS611X114	122	EDV611X114	110	ETC611X114	170	EDK513-611	6,5	SES513-611-L
EDH611X114	EFS611X114	ETS611X114	122	EDV611X114	110	ETC611X114	170	EDK513-611	6,5	SES513-611-L
EDH611X114	EFS611X114	ETS611X114	122	EDV611X114	110	ETC611X114	170	EDK513-611	6,5	SES513-611-L
EDH511	EFS511X115	ETS511X115	107	EDV511X115	95	ETC511X115	165	EDK511-609	4,41	SES511-609-L
EDH611	EFS611X115	ETS611X115	122	EDV611X115	110	ETC611X115	170	EDK513-611	6,5	SES513-611-L
EDH511	EFS511X115	ETS511X115	107	EDV511X115	95	ETC511X115	165	EDK511-609	4,41	SES511-609-L
EDH611	EFS611X115	ETS611X115	122	EDV611X115	110	ETC611X115	170	EDK513-611	6,5	SES513-611-L
EDH611	EFS611X115	ETS611X115	122	EDV611X115	110	ETC611X115	170	EDK513-611	6,5	SES513-611-L
EDH511	EFS511X115	ETS511X115	107	EDV511X115	95	ETC511X115	165	EDK511-609	4,41	SES511-609-L
EDH511	EFS511X115	ETS511X115	107	EDV511X115	95	ETC511X115	165	EDK511-609	4,41	SES511-609-L
EDH611	EFS611X115	ETS611X115	122	EDV611X115	110	ETC611X115	170	EDK513-611	6,5	SES513-611-L
EDH611	EFS611X115	ETS611X115	122	EDV611X115	110	ETC611X115	170	EDK513-611	6,5	SES513-611-L
EDH511	EFS511	ETS511X200	107	EDV511	95	ETC511X200	165	EDK511-609	4,41	SES511-609-L
EDH611	EFS611	ETS611X200	122	EDV611	110	ETC611X200	170	EDK513-611	6,5	SES513-611-L
EDH511	EFS511	ETS511X200	107	EDV511	95	ETC511X200	165	EDK511-609	4,41	SES511-609-L
EDH611	EFS611	ETS611X200	122	EDV611	110	ETC611X200	170	EDK513-611	6,5	SES513-611-L
EDH611	EFS611	ETS611X200	122	EDV611	110	ETC611X200	170	EDK513-611	6,5	SES513-611-L
EDH511	EFS511	ETS511X200	107	EDV511	95	ETC511X200	165	EDK511-609	4,41	SES511-609-L
EDH511	EFS511	ETS511X200	107	EDV511	95	ETC511X200	165	EDK511-609	4,41	SES511-609-L
EDH611	EFS611	ETS611X200	122	EDV611	110	ETC611X200	170	EDK513-611	6,5	SES513-611-L
EDH611	EFS611	ETS611X200	122	EDV611	110	ETC611X200	170	EDK513-611	6,5	SES513-611-L

Plummer block housings

SES, split

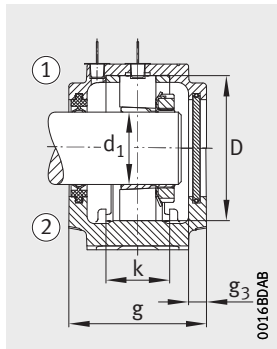
For bearings with tapered bore and adapter sleeve

Inch size shaft

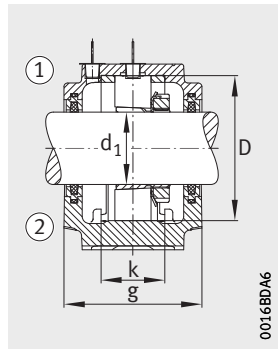


Dimension table (continued) · Dimensions in mm																		
Shaft		Housing Dimensions													Bearing and accessories			
		d ₁	h	h ₁	g	b	c	a	m	v	u	s	D	k	g ₃	Bearing	Adapter sleeve	Locating ring
inch	mm																	2 pieces
23/16	55,563	80	150	110	80	30	275	230	24	18	M16	120	51	13	1213-K	H213X203	FRM120/14	
23/16	55,563	95	177	120	90	32	315	260	28	22	M20	140	58	13	1313-K	H313X203	FRM140/12,5	
23/16	55,563	80	150	110	80	30	275	230	24	18	M16	120	51	13	20213-K	H213X203	FRM120/14	
23/16	55,563	95	177	120	90	32	315	260	28	22	M20	140	58	13	20313-K	H313X203	FRM140/12,5	
23/16	55,563	95	177	120	90	32	315	260	28	22	M20	140	58	13	21313...-K	H313X203	FRM140/12,5	
23/16	55,563	80	150	110	80	30	275	230	24	18	M16	120	51	13	2213-K	H313X203	FRM120/10	
23/16	55,563	80	150	110	80	30	275	230	24	18	M16	120	51	13	22213...-K	H313X203	FRM120/10	
23/16	55,563	80	150	110	80	30	275	230	24	18	M16	120	51	13	222S.203	–	FRM120/10	
23/16	55,563	95	177	120	90	32	315	260	28	22	M20	140	58	13	22313...-K	H2313X203	FRM140/5	
23/16	55,563	95	177	120	90	32	315	260	28	22	M20	140	58	13	2313-K	H2313X203	FRM140/5	
21/4	57,15	80	150	110	80	30	275	230	24	18	M16	120	51	13	1213-K	H213X204	FRM120/14	
21/4	57,15	95	177	120	90	32	315	260	28	22	M20	140	58	13	1313-K	H313X204	FRM140/12,5	
21/4	57,15	80	150	110	80	30	275	230	24	18	M16	120	51	13	20213-K	H213X204	FRM120/14	
21/4	57,15	95	177	120	90	32	315	260	28	22	M20	140	58	13	20313-K	H313X204	FRM140/12,5	
21/4	57,15	95	177	120	90	32	315	260	28	22	M20	140	58	13	21313...-K	H313X204	FRM140/12,5	
21/4	57,15	80	150	110	80	30	275	230	24	18	M16	120	51	13	2213-K	H313X204	FRM120/10	
21/4	57,15	80	150	110	80	30	275	230	24	18	M16	120	51	13	22213...-K	H313X204	FRM120/10	
21/4	57,15	80	150	110	80	30	275	230	24	18	M16	120	51	13	222S.204	–	FRM120/10	
21/4	57,15	95	177	120	90	32	315	260	28	22	M20	140	58	13	22313...-K	H2313X204	FRM140/5	
21/4	57,15	95	177	120	90	32	315	260	28	22	M20	140	58	13	2313-K	H2313X204	FRM140/5	
23/8	60,325	95	177	120	90	32	315	260	28	22	M20	140	58	13	1313-K	H313X206	FRM140/12,5	
23/8	60,325	95	177	120	90	32	315	260	28	22	M20	140	58	13	20313-K	H313X206	FRM140/12,5	
23/8	60,325	95	177	120	90	32	315	260	28	22	M20	140	58	13	21313...-K	H313X206	FRM140/12,5	
23/8	60,325	95	177	120	90	32	315	260	28	22	M20	140	58	13	22313...-K	H2313X206	FRM140/5	
23/8	60,325	95	177	120	90	32	315	260	28	22	M20	140	58	13	2313...-K	H2313X206	FRM140/5	

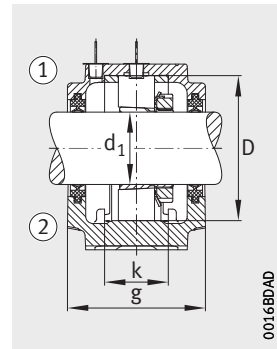
① Locating bearing. ② Non-locating bearing.



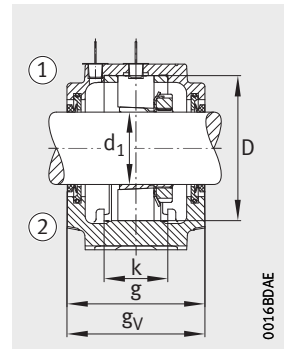
Double lip seal EDH
Cover EDKT



Felt seal EFS



Double lip seal EDH



V ring seal EDH

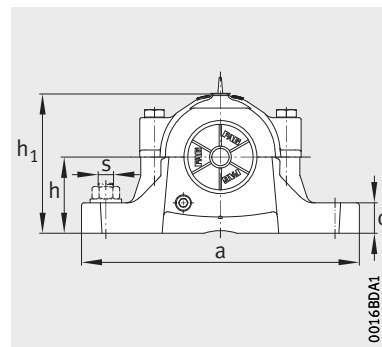
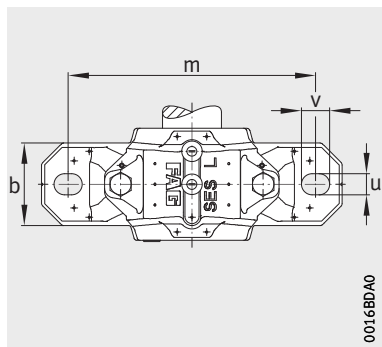
									Housing	
Double lip seal	Felt seal	Labyrinth seal		V ring seal		Taconite seal		Cover	Mass m ≈ kg	Designation
			g _L mm		g _V mm		g _T mm			
EDH513X203	EFS513X203	ETS513X203	122	EDV513X203	110	ETC513X203	180	EDK513-611	6,5	SES513-611-L
–	EFS613X203	ETS613X203	134	EDV613X203	120	ETC613X203	180	EDK516-613	9,3	SES516-613-L
EDH513X203	EFS513X203	ETS513X203	122	EDV513X203	110	ETC513X203	180	EDK513-611	6,5	SES513-611-L
–	EFS613X203	ETS613X203	134	EDV613X203	120	ETC613X203	180	EDK516-613	9,3	SES516-613-L
–	EFS613X203	ETS613X203	134	EDV613X203	120	ETC613X203	180	EDK516-613	9,3	SES516-613-L
EDH513X203	EFS513X203	ETS513X203	122	EDV513X203	110	ETC513X203	180	EDK513-611	6,5	SES513-611-L
EDH513X203	EFS513X203	ETS513X203	122	EDV513X203	110	ETC513X203	180	EDK513-611	6,5	SES513-611-L
EDH513X203	EFS513X203	ETS513X203	122	EDV513X203	110	ETC513X203	180	EDK513-611	6,5	SES513-611-L
–	EFS613X203	ETS613X203	134	EDV613X203	120	ETC613X203	180	EDK516-613	9,3	SES516-613-L
–	EFS613X203	ETS613X203	134	EDV613X203	120	ETC613X203	180	EDK516-613	9,3	SES516-613-L
–	EFS513X204	ETS513X204	122	EDV513X204	110	ETC513X204	180	EDK513-611	6,5	SES513-611-L
–	EFS613X204	ETS613X204	134	EDV613X204	120	ETC613X204	180	EDK516-613	9,3	SES516-613-L
–	EFS513X204	ETS513X204	122	EDV513X204	110	ETC513X204	180	EDK513-611	6,5	SES513-611-L
–	EFS613X204	ETS613X204	134	EDV613X204	120	ETC613X204	180	EDK516-613	9,3	SES516-613-L
–	EFS613X204	ETS613X204	134	EDV613X204	120	ETC613X204	180	EDK516-613	9,3	SES516-613-L
–	EFS513X204	ETS513X204	122	EDV513X204	110	ETC513X204	180	EDK513-611	6,5	SES513-611-L
–	EFS513X204	ETS513X204	122	EDV513X204	110	ETC513X204	180	EDK513-611	6,5	SES513-611-L
–	EFS513X204	ETS513X204	122	EDV513X204	110	ETC513X204	180	EDK513-611	6,5	SES513-611-L
–	EFS613X204	ETS613X204	134	EDV613X204	120	ETC613X204	180	EDK516-613	9,3	SES516-613-L
–	EFS613X204	ETS613X204	134	EDV613X204	120	ETC613X204	180	EDK516-613	9,3	SES516-613-L
EDH613	EFS613	ETS613	134	EDV613	120	ETC613	180	EDK516-613	9,3	SES516-613-L
EDH613	EFS613	ETS613	134	EDV613	120	ETC613	180	EDK516-613	9,3	SES516-613-L
EDH613	EFS613	ETS613	134	EDV613	120	ETC613	180	EDK516-613	9,3	SES516-613-L
EDH613	EFS613	ETS613	134	EDV613	120	ETC613	180	EDK516-613	9,3	SES516-613-L
EDH613	EFS613	ETS613	134	EDV613	120	ETC613	180	EDK516-613	9,3	SES516-613-L

Plummer block housings

SES, split

For bearings with tapered bore and adapter sleeve

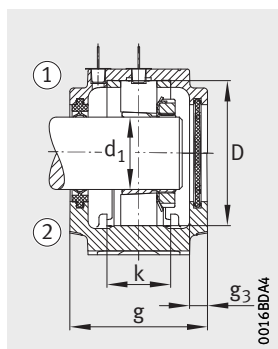
Inch size shaft



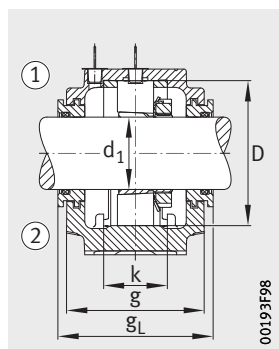
Dimension table (continued) · Dimensions in mm

Shaft		Housing Dimensions												Bearing and accessories			
d ₁		h	h ₁	g	b	c	a	m	v	u	s	D	k	g ₃	Bearing	Adapter sleeve	Locating ring
inch	mm																2 pieces
27/16	61,913	80	156	115	80	30	280	230	24	18	M16	130	56	13	1215-K	H215X207	FRM130/15,5
27/16	61,913	100	194	140	100	35	345	290	28	22	M20	160	65	13	1315-K	H315X207	FRM160/14
27/16	61,913	80	156	115	80	30	280	230	24	18	M16	130	56	13	20215-K	H215X207	FRM130/15,5
27/16	61,913	100	194	140	100	35	345	290	28	22	M20	160	65	13	20315-K	H315X207	FRM160/14
27/16	61,913	100	194	140	100	35	345	290	28	22	M20	160	65	13	21315..-K	H315X207	FRM160/14
27/16	61,913	80	156	115	80	30	280	230	24	18	M16	130	56	13	2215-K	H315X207	FRM130/12,5
27/16	61,913	80	156	115	80	30	280	230	24	18	M16	130	56	13	22215..-K	H315X207	FRM130/12,5
27/16	61,913	80	156	115	80	30	280	230	24	18	M16	130	56	13	222S.207	–	FRM130/12,5
27/16	61,913	100	194	140	100	35	345	290	28	22	M20	160	65	13	22315..-K	H2315X207	FRM160/5
27/16	61,913	100	194	140	100	35	345	290	28	22	M20	160	65	13	2315-K	H2315X207	FRM160/5
21/2	63,5	80	156	115	80	30	280	230	24	18	M16	130	56	13	1215-K	H215X208	FRM130/15,5
21/2	63,5	100	194	140	100	35	345	290	28	22	M20	160	65	13	1315-K	H315X208	FRM160/14
21/2	63,5	80	156	115	80	30	280	230	24	18	M16	130	56	13	20215-K	H215X208	FRM130/15,5
21/2	63,5	100	194	140	100	35	345	290	28	22	M20	160	65	13	20315-K	H315X208	FRM160/14
21/2	63,5	100	194	140	100	35	345	290	28	22	M20	160	65	13	21315..-K	H315X208	FRM160/14
21/2	63,5	80	156	115	80	30	280	230	24	18	M16	130	56	13	2215-K	H315X208	FRM130/12,5
21/2	63,5	80	156	115	80	30	280	230	24	18	M16	130	56	13	22215..-K	H315X208	FRM130/12,5
21/2	63,5	80	156	115	80	30	280	230	24	18	M16	130	56	13	222S.208	–	FRM130/12,5
21/2	63,5	100	194	140	100	35	345	290	28	22	M20	160	65	13	22315..-K	H2315X208	FRM160/5
21/2	63,5	100	194	140	100	35	345	290	28	22	M20	160	65	13	2315-K	H2315X208	FRM160/5
25/8	66,675	100	194	140	100	35	345	290	28	22	M20	160	65	13	1315-K	H315X210	FRM160/14
25/8	66,675	100	194	140	100	35	345	290	28	22	M20	160	65	13	20315-K	H315X210	FRM160/14
25/8	66,675	100	194	140	100	35	345	290	28	22	M20	160	65	13	21315..-K	H315X210	FRM160/14
25/8	66,675	100	194	140	100	35	345	290	28	22	M20	160	65	13	22315..-K	H2315X210	FRM160/5
25/8	66,675	100	194	140	100	35	345	290	28	22	M20	160	65	13	2315-K	H2315X210	FRM160/5

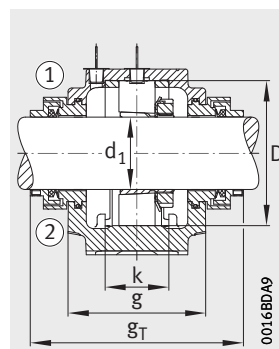
① Locating bearing. ② Non-locating bearing.



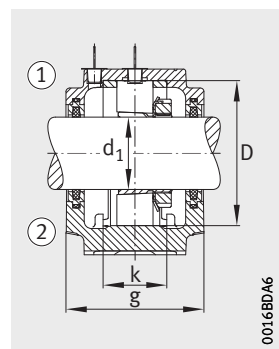
Double lip seal EDH
Cover EDK



Labyrinth seal ETS



Taconite seal ETC



Felt seal EFS

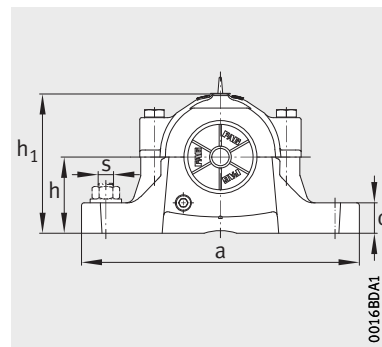
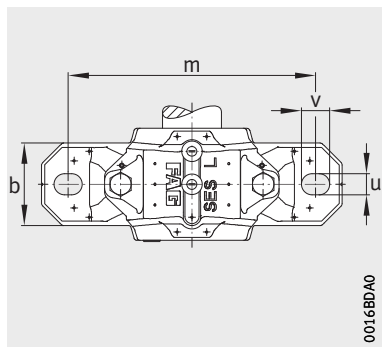
								Housing	
Double lip seal	Felt seal	Labyrinth seal		V ring seal		Taconite seal		Cover	Designation
			gL mm		gv mm		gT mm		
EDH515X207	EFS515X207	ETS515X207	127	EDV515X207	115	ETC515X207	175	EDK515-612	7
EDH615X207	EFS615X207	ETS615X207	154	EDV615X207	140	ETC615X207	200	EDK518-615	12,9
EDH515X207	EFS515X207	ETS515X207	127	EDV515X207	115	ETC515X207	175	EDK515-612	7
EDH615X207	EFS615X207	ETS615X207	154	EDV615X207	140	ETC615X207	200	EDK518-615	12,9
EDH615X207	EFS615X207	ETS615X207	154	EDV615X207	140	ETC615X207	200	EDK518-615	12,9
EDH515X207	EFS515X207	ETS515X207	127	EDV515X207	115	ETC515X207	175	EDK515-612	7
EDH515X207	EFS515X207	ETS515X207	127	EDV515X207	115	ETC515X207	175	EDK515-612	7
EDH515X207	EFS515X207	ETS515X207	127	EDV515X207	115	ETC515X207	175	EDK515-612	7
EDH615X207	EFS615X207	ETS615X207	154	EDV615X207	140	ETC615X207	200	EDK518-615	12,9
EDH615X207	EFS615X207	ETS615X207	154	EDV615X207	140	ETC615X207	200	EDK518-615	12,9
EDH515X207	EFS515X208	ETS515X208	127	EDV515X208	115	ETC515X208	175	EDK515-612	7
EDH615X207	EFS615X208	ETS615X208	154	EDV615X208	140	ETC615X208	200	EDK518-615	12,9
EDH515X207	EFS515X208	ETS515X208	127	EDV515X208	115	ETC515X208	175	EDK515-612	7
EDH615X207	EFS615X208	ETS615X208	154	EDV615X208	140	ETC615X208	200	EDK518-615	12,9
EDH615X207	EFS615X208	ETS615X208	154	EDV615X208	140	ETC615X208	200	EDK518-615	12,9
EDH515X207	EFS515X208	ETS515X208	127	EDV515X208	115	ETC515X208	175	EDK515-612	7
EDH515X207	EFS515X208	ETS515X208	127	EDV515X208	115	ETC515X208	175	EDK515-612	7
EDH515X207	EFS515X208	ETS515X208	127	EDV515X208	115	ETC515X208	175	EDK515-612	7
EDH615X207	EFS615X208	ETS615X208	154	EDV615X208	140	ETC615X208	200	EDK518-615	12,9
EDH615X207	EFS615X208	ETS615X208	154	EDV615X208	140	ETC615X208	200	EDK518-615	12,9
EDH615	EFS615X210	ETS615X210	154	EDV615X210	140	ETC615X210	200	EDK518-615	12,9
EDH615	EFS615X210	ETS615X210	154	EDV615X210	140	ETC615X210	200	EDK518-615	12,9
EDH615	EFS615X210	ETS615X210	154	EDV615X210	140	ETC615X210	200	EDK518-615	12,9
EDH615	EFS615X210	ETS615X210	154	EDV615X210	140	ETC615X210	200	EDK518-615	12,9
EDH615	EFS615X210	ETS615X210	154	EDV615X210	140	ETC615X210	200	EDK518-615	12,9

Plummer block housings

SES, split

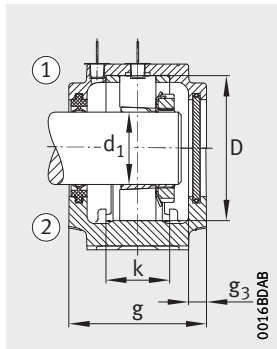
For bearings with tapered bore and adapter sleeve

Inch size shaft

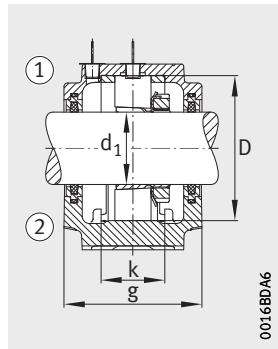


Dimension table (continued) · Dimensions in mm																		
Shaft		Housing Dimensions												Bearing and accessories				
		d ₁	h	h ₁	g	b	c	a	m	v	u	s	D	k	g ₃	Bearing	Adapter sleeve	Locating ring
inch	mm																	2 pieces
2 ¹¹ / ₁₆	68,263	95	177	120	90	32	315	260	28	22	M20	140	58	13	1216-K	H216X211	FRM140/16	
2 ¹¹ / ₁₆	68,263	112	212	145	100	35	345	290	28	22	M20	170	68	14	1316-K	H316X211	FRM170/14,5	
2 ¹¹ / ₁₆	68,263	95	177	120	90	32	315	260	28	22	M20	140	58	13	20216-K	H216X211	FRM140/16	
2 ¹¹ / ₁₆	68,263	112	212	145	100	35	345	290	28	22	M20	170	68	14	20316-K	H316X211	FRM170/14,5	
2 ¹¹ / ₁₆	68,263	112	212	145	100	35	345	290	28	22	M20	170	68	14	21316..-K	H316X211	FRM170/14,5	
2 ¹¹ / ₁₆	68,263	95	177	120	90	32	315	260	28	22	M20	140	58	13	2216-K	H316X211	FRM140/12,5	
2 ¹¹ / ₁₆	68,263	95	177	120	90	32	315	260	28	22	M20	140	58	13	22216..-K	H316X211	FRM140/12,5	
2 ¹¹ / ₁₆	68,263	95	177	120	90	32	315	260	28	22	M20	140	58	13	222S.211	–	FRM140/12,5	
2 ¹¹ / ₁₆	68,263	112	212	145	100	35	345	290	28	22	M20	170	68	14	22316..-K	H2316X211	FRM170/5	
2 ¹¹ / ₁₆	68,263	112	212	145	100	35	345	290	28	22	M20	170	68	14	2316-K	H2316X211	FRM170/5	
2 ³ / ₄	69,85	95	177	120	90	32	315	260	28	22	M20	140	58	13	1216-K	H216X212	FRM140/16	
2 ³ / ₄	69,85	112	212	145	100	35	345	290	28	22	M20	170	68	14	1316-K	H316X212	FRM170/14,5	
2 ³ / ₄	69,85	95	177	120	90	32	315	260	28	22	M20	140	58	13	20216-K	H216X212	FRM140/16	
2 ³ / ₄	69,85	112	212	145	100	35	345	290	28	22	M20	170	68	14	20316-K	H316X212	FRM170/14,5	
2 ³ / ₄	69,85	112	212	145	100	35	345	290	28	22	M20	170	68	14	21316..-K	H316X212	FRM170/14,5	
2 ³ / ₄	69,85	95	177	120	90	32	315	260	28	22	M20	140	58	13	2216-K	H316X212	FRM140/12,5	
2 ³ / ₄	69,85	95	177	120	90	32	315	260	28	22	M20	140	58	13	22216..-K	H316X212	FRM140/12,5	
2 ³ / ₄	69,85	112	212	145	100	35	345	290	28	22	M20	170	68	14	22316..-K	H2316X212	FRM170/5	
2 ³ / ₄	69,85	112	212	145	100	35	345	290	28	22	M20	170	68	14	2316-K	H2316X212	FRM170/5	
2 ⁷ / ₈	73,025	112	212	145	100	35	345	290	28	22	M20	170	68	14	1316-K	H316X214	FRM170/14,5	
2 ⁷ / ₈	73,025	112	212	145	100	35	345	290	28	22	M20	170	68	14	20316-K	H316X214	FRM170/14,5	
2 ⁷ / ₈	73,025	112	212	145	100	35	345	290	28	22	M20	170	68	14	21316..-K	H316X214	FRM170/14,5	
2 ⁷ / ₈	73,025	112	212	145	100	35	345	290	28	22	M20	170	68	14	22316..-K	H2316X214	FRM170/5	
2 ⁷ / ₈	73,025	112	212	145	100	35	345	290	28	22	M20	170	68	14	2316-K	H2316X214	FRM170/5	

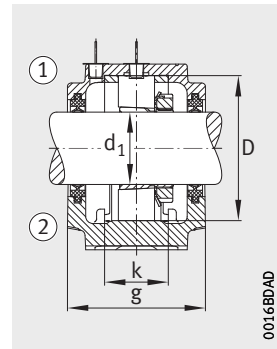
① Locating bearing. ② Non-locating bearing.



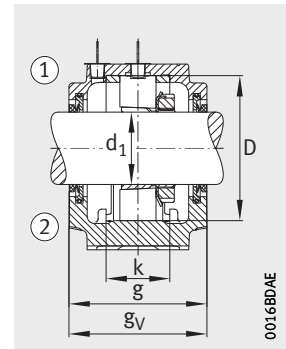
Double lip seal EDH
Cover EDKT



Felt seal EFS



Double lip seal EDH



V ring seal EDH

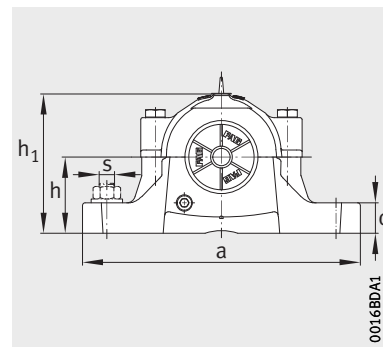
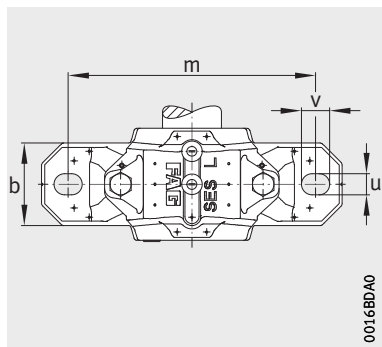
								Housing	
Double lip seal	Felt seal	Labyrinth seal		V ring seal		Taconite seal		Cover	Designation
			gL mm		gv mm		gr mm		
–	EFS516X211	ETS516X211	134	EDV516X211	120	ETC516X211	205	EDK516-613	9,3
EDH616X211	EFS616X211	ETS616X211	161	EDV616X211	145	ETC616X211	205	EDK519-616	13,8
–	EFS516X211	ETS516X211	134	EDV516X211	120	ETC516X211	205	EDK516-613	9,3
EDH616X211	EFS616X211	ETS616X211	161	EDV616X211	145	ETC616X211	205	EDK519-616	13,8
EDH616X211	EFS616X211	ETS616X211	161	EDV616X211	145	ETC616X211	205	EDK519-616	13,8
–	EFS516X211	ETS516X211	134	EDV516X211	120	ETC516X211	205	EDK516-613	9,3
–	EFS516X211	ETS516X211	134	EDV516X211	120	ETC516X211	205	EDK516-613	9,3
–	EFS516X211	ETS516X211	134	EDV516X211	120	ETC516X211	205	EDK516-613	9,3
EDH616X211	EFS616X211	ETS616X211	161	EDV616X211	145	ETC616X211	205	EDK519-616	13,8
EDH616X211	EFS616X211	ETS616X211	161	EDV616X211	145	ETC616X211	205	EDK519-616	13,8
EDH516	EFS516	ETS516	134	EDV516	120	ETC516	205	EDK516-613	9,3
EDH616	EFS616	ETS616	161	EDV616	145	ETC616	205	EDK519-616	13,8
EDH516	EFS516	ETS516	134	EDV516	120	ETC516	205	EDK516-613	9,3
EDH616	EFS616	ETS616	161	EDV616	145	ETC616	205	EDK519-616	13,8
EDH616	EFS616	ETS616	161	EDV616	145	ETC616	205	EDK519-616	13,8
EDH516	EFS516	ETS516	134	EDV516	120	ETC516	205	EDK516-613	9,3
EDH516	EFS516	ETS516	134	EDV516	120	ETC516	205	EDK516-613	9,3
EDH616	EFS616	ETS616	161	EDV616	145	ETC616	205	EDK519-616	13,8
EDH616	EFS616	ETS616	161	EDV616	145	ETC616	205	EDK519-616	13,8
EDH616X214	EFS616X214	ETS616X214	161	EDV616X214	145	ETC616X214	205	EDK519-616	13,8
EDH616X214	EFS616X214	ETS616X214	161	EDV616X214	145	ETC616X214	205	EDK519-616	13,8
EDH616X214	EFS616X214	ETS616X214	161	EDV616X214	145	ETC616X214	205	EDK519-616	13,8
EDH616X214	EFS616X214	ETS616X214	161	EDV616X214	145	ETC616X214	205	EDK519-616	13,8
EDH616X214	EFS616X214	ETS616X214	161	EDV616X214	145	ETC616X214	205	EDK519-616	13,8

Plummer block housings

SES, split

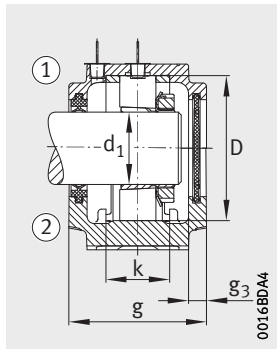
For bearings with tapered bore and adapter sleeve

Inch size shaft

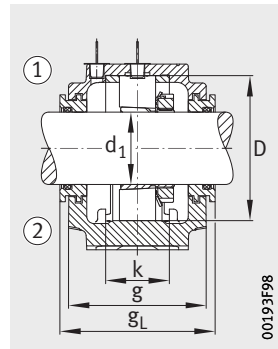


Dimension table (continued) · Dimensions in mm																	
Shaft d ₁		Housing Dimensions												Bearing and accessories			
		h	h ₁	g	b	c	a	m	v	u	s	D	k	g ₃	Bearing	Adapter sleeve	Locating ring
inch	mm																2 pieces
2¹⁵/₁₆	74,613	95	183	125	90	32	320	260	28	22	M20	150	61	13	1217-K	H217X215	FRM150/16,5
2¹⁵/₁₆	74,613	112	218	160	110	40	380	320	32	26	M24	180	70	14	1317-K	H317X215	FRM180/14,5
2¹⁵/₁₆	74,613	95	183	125	90	32	320	260	28	22	M20	150	61	13	20217-K	H217X215	FRM150/16,5
2¹⁵/₁₆	74,613	112	218	160	110	40	380	320	32	26	M24	180	70	14	20317-K	H317X215	FRM180/14,5
2¹⁵/₁₆	74,613	112	218	160	110	40	380	320	32	26	M24	180	70	14	20317-K	H2317X215	FRM180/5
2¹⁵/₁₆	74,613	112	218	160	110	40	380	320	32	26	M24	180	70	14	21317..-K	H317X215	FRM180/14,5
2¹⁵/₁₆	74,613	95	183	125	90	32	320	260	28	22	M20	150	61	13	2217-K	H317X215	FRM150/12,5
2¹⁵/₁₆	74,613	95	183	125	90	32	320	260	28	22	M20	150	61	13	22217..-K	H317X215	FRM150/12,5
2¹⁵/₁₆	74,613	95	183	125	90	32	320	260	28	22	M20	150	61	13	222S.115	–	FRM150/12,5
2¹⁵/₁₆	74,613	112	218	160	110	40	380	320	32	26	M24	180	70	14	22317..-K	H2317X215	FRM180/5
2¹⁵/₁₆	74,613	112	218	160	110	40	380	320	32	26	M24	180	70	14	2317-K	H2317X215	FRM180/5
3	76,2	95	183	125	90	32	320	260	28	22	M20	150	61	13	1217-K	H217X300	FRM150/16,5
3	76,2	112	218	160	110	40	380	320	32	26	M24	180	70	14	1317-K	H317X300	FRM180/14,5
3	76,2	95	183	125	90	32	320	260	28	22	M20	150	61	13	20217-K	H217X300	FRM150/16,5
3	76,2	112	218	160	110	40	380	320	32	26	M24	180	70	14	20317-K	H317X300	FRM180/14,5
3	76,2	112	218	160	110	40	380	320	32	26	M24	180	70	14	21317..-K	H317X300	FRM180/14,5
3	76,2	95	183	125	90	32	320	260	28	22	M20	150	61	13	2217-K	H317X300	FRM150/12,5
3	76,2	95	183	125	90	32	320	260	28	22	M20	150	61	13	22217..-K	H317X300	FRM150/12,5
3	76,2	95	183	125	90	32	320	260	28	22	M20	150	61	13	222S.300	–	FRM150/12,5
3	76,2	112	218	160	110	40	380	320	32	26	M24	180	70	14	22317..-K	H2317X300	FRM180/5
3	76,2	112	218	160	110	40	380	320	32	26	M24	180	70	14	2317-K	H2317X300	FRM180/5
3¹/₈	79,375	100	194	140	100	35	345	290	28	22	M20	160	65	13	1218-K	H218X302	FRM160/17,5
3¹/₈	79,375	112	229	155	110	40	380	320	32	26	M24	190	74	15	1318-K	H318X302	FRM190/15,5
3¹/₈	79,375	100	194	140	100	35	345	290	28	22	M20	160	65	13	20218-K	H218X302	FRM160/17,5
3¹/₈	79,375	112	229	155	110	40	380	320	32	26	M24	190	74	15	20318-K	H318X302	FRM190/15,5
3¹/₈	79,375	112	229	155	110	40	380	320	32	26	M24	190	74	15	21318..-K	H318X302	FRM190/15,5
3¹/₈	79,375	100	194	140	100	35	345	290	28	22	M20	160	65	13	2218-K	H318X302	FRM160/12,5
3¹/₈	79,375	100	194	140	100	35	345	290	28	22	M20	160	65	13	22218..-K	H318X302	FRM160/12,5
3¹/₈	79,375	112	229	155	110	40	380	320	32	26	M24	190	74	15	22318..-K	H2318X302	FRM190/5
3¹/₈	79,375	112	229	155	110	40	380	320	32	26	M24	190	74	15	2318-K	H2318X302	FRM190/5
3¹/₈	79,375	100	194	140	100	35	345	290	28	22	M20	160	65	13	23218..-K	H2318X302	FRM160/6,25

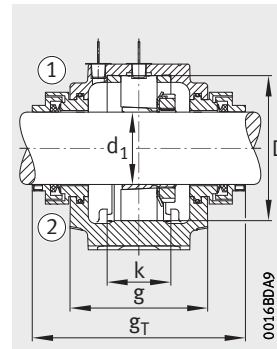
① Locating bearing. ② Non-locating bearing.



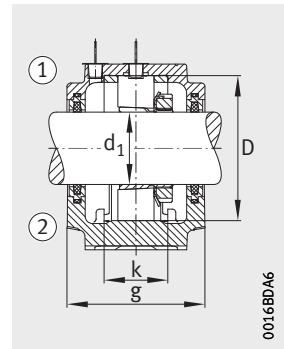
Double lip seal EDH
Cover EDK



Labyrinth seal ETS



Taconite seal ETC



Felt seal EFS

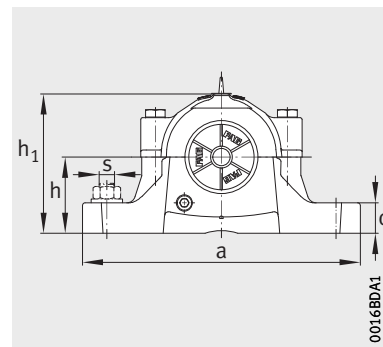
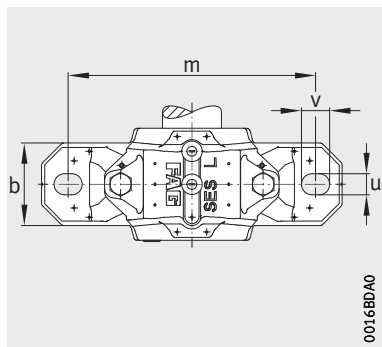
									Housing	
Double lip seal	Felt seal	Labyrinth seal		V ring seal		Taconite seal		Cover	Mass m ≈ kg	Designation
			g _L mm		g _V mm		g _T mm			
EDH517	EFS517	ETS517	139	EDV517	125	ETC517	210	EDK517	9,8	SES517-L
EDH617	EFS617	ETS617	176	EDV617	160	ETC617	220	EDK520-617	17,1	SES520-617-L
EDH517	EFS517	ETS517	139	EDV517	125	ETC517	210	EDK517	9,8	SES517-L
EDH617	EFS617	ETS617	176	EDV617	160	ETC617	220	EDK520-617	17,1	SES520-617-L
EDH617	EFS617	ETS617	176	EDV617	160	ETC617	220	EDK520-617	17,1	SES520-617-L
EDH617	EFS617	ETS617	176	EDV617	160	ETC617	220	EDK520-617	17,1	SES520-617-L
EDH517	EFS517	ETS517	139	EDV517	125	ETC517	210	EDK517	9,8	SES517-L
EDH517	EFS517	ETS517	139	EDV517	125	ETC517	210	EDK517	9,8	SES517-L
EDH517	EFS517	ETS517	139	EDV517	125	ETC517	210	EDK517	9,8	SES517-L
EDH617	EFS617	ETS617	176	EDV617	160	ETC617	220	EDK520-617	17,1	SES520-617-L
EDH617	EFS617	ETS617	176	EDV617	160	ETC617	220	EDK520-617	17,1	SES520-617-L
EDH517	EFS517X300	ETS517X300	139	EDV517X300	125	ETC517X300	210	EDK517	9,8	SES517-L
EDH617	EFS617X300	ETS617X300	176	EDV617X300	160	ETC617X300	220	EDK520-617	17,1	SES520-617-L
EDH517	EFS517X300	ETS517X300	139	EDV517X300	125	ETC517X300	210	EDK517	9,8	SES517-L
EDH617	EFS617X300	ETS617X300	176	EDV617X300	160	ETC617X300	220	EDK520-617	17,1	SES520-617-L
EDH617	EFS617X300	ETS617X300	176	EDV617X300	160	ETC617X300	220	EDK520-617	17,1	SES520-617-L
EDH517	EFS517X300	ETS517X300	139	EDV517X300	125	ETC517X300	210	EDK517	9,8	SES517-L
EDH517	EFS517X300	ETS517X300	139	EDV517X300	125	ETC517X300	210	EDK517	9,8	SES517-L
EDH517	EFS517X300	ETS517X300	139	EDV517X300	125	ETC517X300	210	EDK517	9,8	SES517-L
EDH617	EFS617X300	ETS617X300	176	EDV617X300	160	ETC617X300	220	EDK520-617	17,1	SES520-617-L
EDH617	EFS617X300	ETS617X300	176	EDV617X300	160	ETC617X300	220	EDK520-617	17,1	SES520-617-L
EDH518	EFS518	–	–	EDV518	140	–	–	EDK518-615	12,9	SES518-615-L
EDH618	EFS618	ETS618X302	170,3	EDV618	163	ETC618X302	196	EDK218	19,1	SES618-318-L
EDH518	EFS518	–	–	EDV518	140	–	–	EDK518-615	12,9	SES518-615-L
EDH618	EFS618	ETS618X302	170,3	EDV618	163	ETC618X302	196	EDK218	19,1	SES618-318-L
EDH618	EFS618	ETS618X302	170,3	EDV618	163	ETC618X302	196	EDK218	19,1	SES618-318-L
EDH518	EFS518	–	–	EDV518	140	–	–	EDK518-615	12,9	SES518-615-L
EDH518	EFS518	–	–	EDV518	140	–	–	EDK518-615	12,9	SES518-615-L
EDH618	EFS618	ETS618X302	170,3	EDV618	163	ETC618X302	196	EDK218	19,1	SES618-318-L
EDH618	EFS618	ETS618X302	170,3	EDV618	163	ETC618X302	196	EDK218	19,1	SES618-318-L
EDH518	EFS518	–	–	EDV518	140	–	–	EDK518-615	12,9	SES518-615-L

Plummer block housings

SES, split

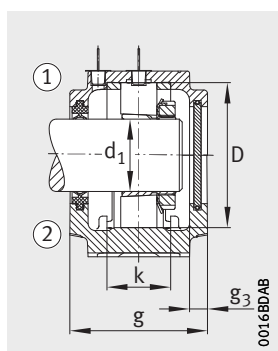
For bearings with tapered bore and adapter sleeve

Inch size shaft

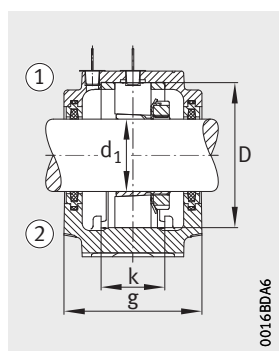


Dimension table (continued) · Dimensions in mm																	
Shaft d ₁		Housing Dimensions												Bearing and accessories			
		h	h ₁	g	b	c	a	m	v	u	s	D	k	g ₃	Bearing	Adapter sleeve	Locating ring
inch	mm																2 pieces
33/16	80,963	100	194	140	100	35	345	290	28	22	M20	160	65	13	1218-K	H218X303	FRM160/17,5
33/16	80,963	112	229	155	110	40	380	320	32	26	M24	190	74	15	1318-K	H318X303	FRM190/15,5
33/16	80,963	100	194	140	100	35	345	290	28	22	M20	160	65	13	20218-K	H218X303	FRM160/17,5
33/16	80,963	112	229	155	110	40	380	320	32	26	M24	190	74	15	20318-K	H318X303	FRM190/15,5
33/16	80,963	112	229	155	110	40	380	320	32	26	M24	190	74	15	21318..-K	H318X303	FRM190/15,5
33/16	80,963	100	194	140	100	35	345	290	28	22	M20	160	65	13	2218-K	H318X303	FRM160/12,5
33/16	80,963	100	194	140	100	35	345	290	28	22	M20	160	65	13	22218..-K	H318X303	FRM160/12,5
33/16	80,963	100	194	140	100	35	345	290	28	22	M20	160	65	13	222S.303	–	FRM160/12,5
33/16	80,963	112	229	155	110	40	380	320	32	26	M24	190	74	15	22318..-K	H2318X303	FRM190/5
33/16	80,963	112	229	155	110	40	380	320	32	26	M24	190	74	15	2318-K	H2318X303	FRM190/5
33/16	80,963	100	194	140	100	35	345	290	28	22	M20	160	65	13	23218..-K	H2318X303	FRM160/6,25
31/4	82,55	100	194	140	100	35	345	290	28	22	M20	160	65	13	1218-K	H218X304	FRM160/17,5
31/4	82,55	112	229	155	110	40	380	320	32	26	M24	190	74	15	1318-K	H318X304	FRM190/15,5
31/4	82,55	125	242	175	120	45	410	350	32	26	M24	200	80	14	1319-K	H319X304	FRM200/17,5
31/4	82,55	100	194	140	100	35	345	290	28	22	M20	160	65	13	20218-K	H218X304	FRM160/17,5
31/4	82,55	112	229	155	110	40	380	320	32	26	M24	190	74	15	20318-K	H318X304	FRM190/15,5
31/4	82,55	125	242	175	120	45	410	350	32	26	M24	200	80	14	20319-K	H319X304	FRM200/17,5
31/4	82,55	112	229	155	110	40	380	320	32	26	M24	190	74	15	21318..-K	H318X304	FRM190/15,5
31/4	82,55	125	242	175	120	45	410	350	32	26	M24	200	80	14	21319..-K	H319X304	FRM200/17,5
31/4	82,55	100	194	140	100	35	345	290	28	22	M20	160	65	13	2218-K	H318X304	FRM160/12,5
31/4	82,55	100	194	140	100	35	345	290	28	22	M20	160	65	13	22218..-K	H318X304	FRM160/12,5
31/4	82,55	100	194	140	100	35	345	290	28	22	M20	160	65	13	222S.304	–	FRM160/12,5
31/4	82,55	112	229	155	110	40	380	320	32	26	M24	190	74	15	22318..-K	H2318X304	FRM190/5
31/4	82,55	125	242	175	120	45	410	350	32	26	M24	200	80	14	22319..-K	H2319X304	FRM200/6,5
31/4	82,55	112	229	155	110	40	380	320	32	26	M24	190	74	15	2318-K	H2318X304	FRM190/5
31/4	82,55	125	242	175	120	45	410	350	32	26	M24	200	80	14	2319-K	H2319X304	FRM200/6,5
31/4	82,55	100	194	140	100	35	345	290	28	22	M20	160	65	13	23218..-K	H2318X304	FRM160/6,25

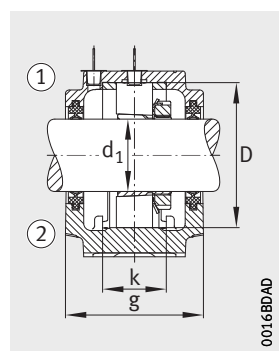
① Locating bearing. ② Non-locating bearing.



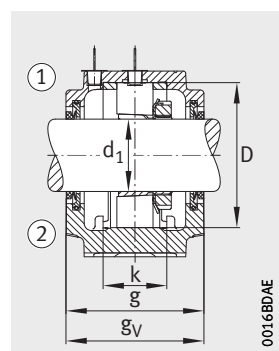
Double lip seal EDH
Cover EDKT



Felt seal EFS



Double lip seal EDH



V ring seal EDH

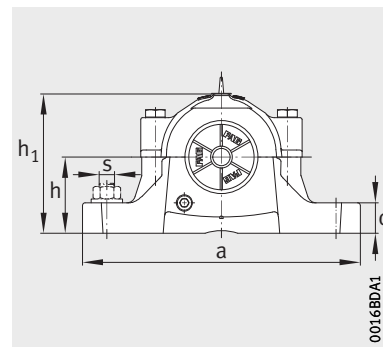
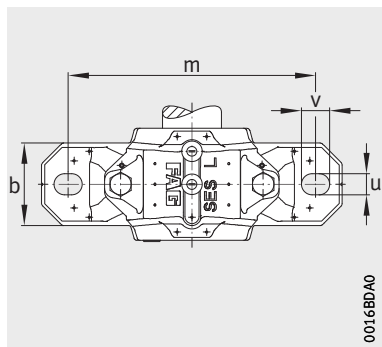
									Housing	
Double lip seal	Felt seal	Labyrinth seal		V ring seal		Taconite seal		Cover	Mass m ≈ kg	Designation
			g _L mm		g _V mm		g _T mm			
EDH518	EFS518X303	ETS518X303	154	EDV518X303	140	ETC518X303	225	EDK518-615	12,9	SES518-615-L
EDH618	EFS618X303	ETS618X303	170,3	EDV618X303	163	ETC618X303	196	EDK218	19,1	SES618-318-L
EDH518	EFS518X303	ETS518X303	154	EDV518X303	140	ETC518X303	225	EDK518-615	12,9	SES518-615-L
EDH618	EFS618X303	ETS618X303	170,3	EDV618X303	163	ETC618X303	196	EDK218	19,1	SES618-318-L
EDH618	EFS618X303	ETS618X303	170,3	EDV618X303	163	ETC618X303	196	EDK218	19,1	SES618-318-L
EDH518	EFS518X303	ETS518X303	154	EDV518X303	140	ETC518X303	225	EDK518-615	12,9	SES518-615-L
EDH518	EFS518X303	ETS518X303	154	EDV518X303	140	ETC518X303	225	EDK518-615	12,9	SES518-615-L
EDH518	EFS518X303	ETS518X303	154	EDV518X303	140	ETC518X303	225	EDK518-615	12,9	SES518-615-L
EDH618	EFS618X303	ETS618X303	170,3	EDV618X303	163	ETC618X303	196	EDK218	19,1	SES618-318-L
EDH618	EFS618X303	ETS618X303	170,3	EDV618X303	163	ETC618X303	196	EDK218	19,1	SES618-318-L
EDH518	EFS518X303	ETS518X303	154	EDV518X303	140	ETC518X303	225	EDK518-615	12,9	SES518-615-L
–	EFS518X304	ETS518X304	154	EDV518X304	140	ETC518X304	225	EDK518-615	12,9	SES518-615-L
EDH618X304	EFS618X304	ETS618X304	170,3	EDV618X304	163	ETC618X304	196	EDK218	19,1	SES618-318-L
–	EFS619X304	ETS619X304	191	EDV619X304	175	ETC619X304	235	EDK522-619	22,8	SES522-619-L
–	EFS518X304	ETS518X304	154	EDV518X304	140	ETC518X304	225	EDK518-615	12,9	SES518-615-L
EDH618X304	EFS618X304	ETS618X304	170,3	EDV618X304	163	ETC618X304	196	EDK218	19,1	SES618-318-L
–	EFS619X304	ETS619X304	191	EDV619X304	175	ETC619X304	235	EDK522-619	22,8	SES522-619-L
EDH618X304	EFS618X304	ETS618X304	170,3	EDV618X304	163	ETC618X304	196	EDK218	19,1	SES618-318-L
–	EFS619X304	ETS619X304	191	EDV619X304	175	ETC619X304	235	EDK522-619	22,8	SES522-619-L
–	EFS518X304	ETS518X304	154	EDV518X304	140	ETC518X304	225	EDK518-615	12,9	SES518-615-L
–	EFS518X304	ETS518X304	154	EDV518X304	140	ETC518X304	225	EDK518-615	12,9	SES518-615-L
–	EFS518X304	ETS518X304	154	EDV518X304	140	ETC518X304	225	EDK518-615	12,9	SES518-615-L
EDH618X304	EFS618X304	ETS618X304	170,3	EDV618X304	163	ETC618X304	196	EDK218	19,1	SES618-318-L
–	EFS619X304	ETS619X304	191	EDV619X304	175	ETC619X304	235	EDK522-619	22,8	SES522-619-L
EDH618X304	EFS618X304	ETS618X304	170,3	EDV618X304	163	ETC618X304	196	EDK218	19,1	SES618-318-L
–	EFS619X304	ETS619X304	191	EDV619X304	175	ETC619X304	235	EDK522-619	22,8	SES522-619-L
–	EFS518X304	ETS518X304	154	EDV518X304	140	ETC518X304	225	EDK518-615	12,9	SES518-615-L

Plummer block housings

SES, split

For bearings with tapered bore and adapter sleeve

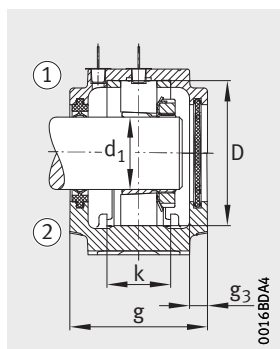
Inch size shaft



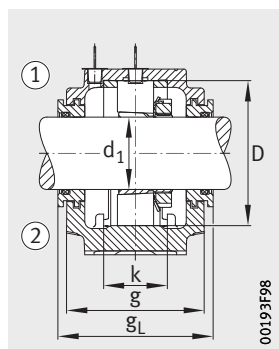
Dimension table (continued) · Dimensions in mm																	
Shaft d ₁		Housing Dimensions													Bearing and accessories		
		h	h ₁	g	b	c	a	m	v	u	s	D	k	g ₃	Bearing	Adapter sleeve	Locating ring
inch	mm																2 pieces
33/8	85,725	112	212	145	100	35	345	290	28	22	M20	170	68	14	1219-K	H219X306	FRM170/18
33/8	85,725	125	242	175	120	45	410	350	32	26	M24	200	80	14	1319-K	H319X306	FRM200/17,5
33/8	85,725	112	212	145	100	35	345	290	28	22	M20	170	68	14	20219-K	H219X306	FRM170/18
33/8	85,725	125	242	175	120	45	410	350	32	26	M24	200	80	14	20319-K	H319X306	FRM200/17,5
33/8	85,725	125	242	175	120	45	410	350	32	26	M24	200	80	14	21319...K	H319X306	FRM200/17,5
33/8	85,725	112	212	145	100	35	345	290	28	22	M20	170	68	14	2219-K	H319X306	FRM170/12,5
33/8	85,725	112	212	145	100	35	345	290	28	22	M20	170	68	14	22219...K	H319X306	FRM170/12,5
33/8	85,725	125	242	175	120	45	410	350	32	26	M24	200	80	14	22319...K	H2319X306	FRM200/6,5
33/8	85,725	125	242	175	120	45	410	350	32	26	M24	200	80	14	2319-K	H2319X306	FRM200/6,5
37/16	87,313	112	218	160	110	40	380	320	32	26	M24	180	70	14	1220-K	H220X307	FRM180/18
37/16	87,313	140	271	185	120	45	410	350	32	26	M24	215	86	15	1320-K	H320X307	FRM215/19,5
37/16	87,313	112	218	160	110	40	380	320	32	26	M24	180	70	14	20220-K	H220X307	FRM180/18
37/16	87,313	140	271	185	120	45	410	350	32	26	M24	215	86	15	20320-K	H320X307	FRM215/19,5
37/16	87,313	140	271	185	120	45	410	350	32	26	M24	215	86	15	21320...K	H320X307	FRM215/19,5
37/16	87,313	112	218	160	110	40	380	320	32	26	M24	180	70	14	2220-K	H320X307	FRM180/12
37/16	87,313	112	218	160	110	40	380	320	32	26	M24	180	70	14	22220...K	H320X307	FRM180/12
37/16	87,313	112	218	160	110	40	380	320	32	26	M24	180	70	14	222S.307	–	FRM180/18
37/16	87,313	140	271	185	120	45	410	350	32	26	M24	215	86	15	22320...K	H2320X307	FRM215/6,5
37/16	87,313	140	271	185	120	45	410	350	32	26	M24	215	86	15	2320-K	H2320X307	FRM215/6,5
37/16	87,313	112	218	160	110	40	380	320	32	26	M24	180	70	14	23220...K	H2320X307	FRM180/4,85
31/2	88,9	112	218	160	110	40	380	320	32	26	M24	180	70	14	1220-K	H220X308	FRM180/18
31/2	88,9	140	271	185	120	45	410	350	32	26	M24	215	86	15	1320-K	H320X308	FRM215/19,5
31/2	88,9	112	218	160	110	40	380	320	32	26	M24	180	70	14	20220-K	H220X308	FRM180/18
31/2	88,9	140	271	185	120	45	410	350	32	26	M24	215	86	15	20320-K	H320X308	FRM215/19,5
31/2	88,9	140	271	185	120	45	410	350	32	26	M24	215	86	15	21320...K	H320X308	FRM215/19,5
31/2	88,9	112	218	160	110	40	380	320	32	26	M24	180	70	14	2220-K	H320X308	FRM180/12
31/2	88,9	112	218	160	110	40	380	320	32	26	M24	180	70	14	22220...K	H320X308	FRM180/12
31/2	88,9	112	218	160	110	40	380	320	32	26	M24	180	70	14	222S.308	–	FRM180/12
31/2	88,9	140	271	185	120	45	410	350	32	26	M24	215	86	15	22320...K	H2320X308	FRM215/6,5
31/2	88,9	140	271	185	120	45	410	350	32	26	M24	215	86	15	2320-K	H2320X308	FRM215/6,5
31/2	88,9	112	218	160	110	40	380	320	32	26	M24	180	70	14	23220...K	H2320X308	FRM180/4,85

① Locating bearing. ② Non-locating bearing.

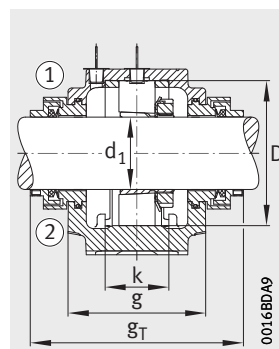
1) Housing with eye bolt.



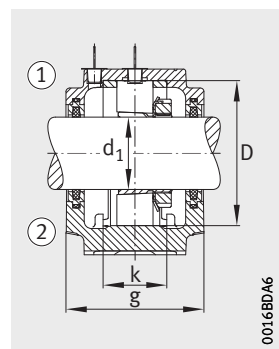
Double lip seal EDH
Cover EDK



Labyrinth seal ETS



Taconite seal ETC



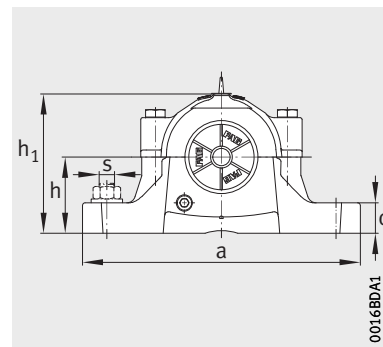
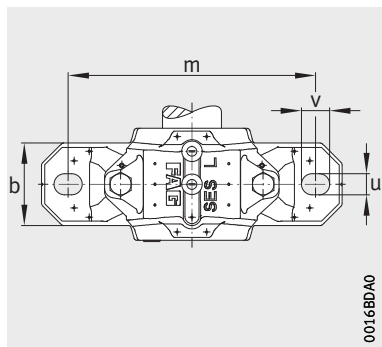
Felt seal EFS

									Housing	
Double lip seal	Felt seal	Labyrinth seal		V ring seal		Taconite seal		Cover	Mass m ≈ kg	Designation
			gL mm		gV mm		gT mm			
EDH519	EFS519	ETS519X306	161	EDV519	145	ETC519X306	220	EDK519-616	13,8	SES519-616-L
EDH619	EFS619	ETS619X306	191	EDV619	175	ETC619X306	235	EDK522-619	22,8	SES522-619-L
EDH519	EFS519	ETS519X306	161	EDV519	145	ETC519X306	220	EDK519-616	13,8	SES519-616-L
EDH619	EFS619	ETS619X306	191	EDV619	175	ETC619X306	235	EDK522-619	22,8	SES522-619-L
EDH619	EFS619	ETS619X306	191	EDV619	175	ETC619X306	235	EDK522-619	22,8	SES522-619-L
EDH519	EFS519	ETS519X306	161	EDV519	145	ETC519X306	220	EDK519-616	13,8	SES519-616-L
EDH519	EFS519	ETS519X306	161	EDV519	145	ETC519X306	220	EDK519-616	13,8	SES519-616-L
EDH619	EFS619	ETS619X306	191	EDV619	175	ETC619X306	235	EDK522-619	22,8	SES522-619-L
EDH619	EFS619	ETS619X306	191	EDV619	175	ETC619X306	235	EDK522-619	22,8	SES522-619-L
EDH520X307	EFS520X307	ETS520X307	176	EDV520X307	160	ETC520X307	230	EDK520-617	17,1	SES520-617-L
EDH620X307	EFS620X307	ETS620X307	199	EDV620X307	185	ETC620X307	240	EDK524-620	26,2	SES524-620-L¹⁾
EDH520X307	EFS520X307	ETS520X307	176	EDV520X307	160	ETC520X307	230	EDK520-617	17,1	SES520-617-L
EDH620X307	EFS620X307	ETS620X307	199	EDV620X307	185	ETC620X307	240	EDK524-620	26,2	SES524-620-L¹⁾
EDH620X307	EFS620X307	ETS620X307	199	EDV620X307	185	ETC620X307	240	EDK524-620	26,2	SES524-620-L¹⁾
EDH520X307	EFS520X307	ETS520X307	176	EDV520X307	160	ETC520X307	230	EDK520-617	17,1	SES520-617-L
EDH520X307	EFS520X307	ETS520X307	176	EDV520X307	160	ETC520X307	230	EDK520-617	17,1	SES520-617-L
EDH520X307	EFS520X307	ETS520X307	176	EDV520X307	160	ETC520X307	230	EDK520-617	17,1	SES520-617-L
EDH620X307	EFS620X307	ETS620X307	199	EDV620X307	185	ETC620X307	240	EDK524-620	26,2	SES524-620-L¹⁾
EDH620X307	EFS620X307	ETS620X307	199	EDV620X307	185	ETC620X307	240	EDK524-620	26,2	SES524-620-L¹⁾
EDH520X307	EFS520X307	ETS520X307	176	EDV520X307	160	ETC520X307	230	EDK520-617	17,1	SES520-617-L
EDH520	EFS520X308	ETS520X308	176	EDV520	160	ETC520X308	230	EDK520-617	17,1	SES520-617-L
EDH620	EFS620X308	ETS620X308	199	EDV620	185	ETC620X308	240	EDK524-620	26,2	SES524-620-L¹⁾
EDH520	EFS520X308	ETS520X308	176	EDV520	160	ETC520X308	230	EDK520-617	17,1	SES520-617-L
EDH620	EFS620X308	ETS620X308	199	EDV620	185	ETC620X308	240	EDK524-620	26,2	SES524-620-L¹⁾
EDH620	EFS620X308	ETS620X308	199	EDV620	185	ETC620X308	240	EDK524-620	26,2	SES524-620-L¹⁾
EDH520	EFS520X308	ETS520X308	176	EDV520	160	ETC520X308	230	EDK520-617	17,1	SES520-617-L
EDH520	EFS520X308	ETS520X308	176	EDV520	160	ETC520X308	230	EDK520-617	17,1	SES520-617-L
EDH520	EFS520X308	ETS520X308	176	EDV520	160	ETC520X308	230	EDK520-617	17,1	SES520-617-L
EDH620	EFS620X308	ETS620X308	199	EDV620	185	ETC620X308	240	EDK524-620	26,2	SES524-620-L¹⁾
EDH620	EFS620X308	ETS620X308	199	EDV620	185	ETC620X308	240	EDK524-620	26,2	SES524-620-L¹⁾
EDH520	EFS520X308	ETS520X308	176	EDV520	160	ETC520X308	230	EDK520-617	17,1	SES520-617-L

Plummer block housings

SES, split

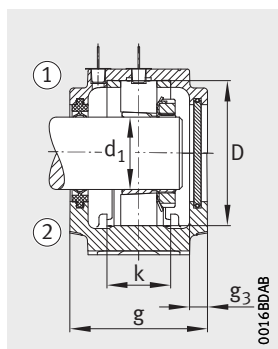
For bearings with tapered bore and adapter sleeve
Inch size shaft



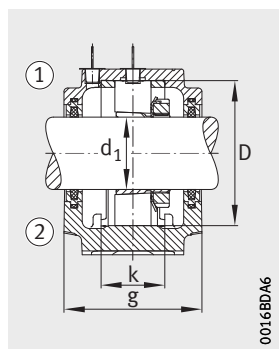
Dimension table (continued) · Dimensions in mm																	
Shaft		Housing Dimensions													Bearing and accessories		
d ₁		h	h ₁	g	b	c	a	m	v	u	s	D	k	g ₃	Bearing	Adapter sleeve	Locating ring
inch	mm																2 pieces
35/8	92,075	112	218	160	110	40	380	320	32	26	M24	180	70	14	1220-K	H220X310	FRM180/18
35/8	92,075	140	271	185	120	45	410	350	32	26	M24	215	86	15	1320-K	H320X310	FRM215/19,5
35/8	92,075	112	218	160	110	40	380	320	32	26	M24	180	70	14	20220-K	H220X310	FRM180/18
35/8	92,075	140	271	185	120	45	410	350	32	26	M24	215	86	15	20320-K	H320X310	FRM215/19,5
35/8	92,075	140	271	185	120	45	410	350	32	26	M24	215	86	15	21320..-K	H320X310	FRM215/19,5
35/8	92,075	112	218	160	110	40	380	320	32	26	M24	180	70	14	2220-K	H320X310	FRM180/12
35/8	92,075	112	218	160	110	40	380	320	32	26	M24	180	70	14	22220..-K	H320X310	FRM180/12
35/8	92,075	140	271	185	120	45	410	350	32	26	M24	215	86	15	22320..-K	H2320X310	FRM215/6,5
35/8	92,075	140	271	185	120	45	410	350	32	26	M24	215	86	15	2320-K	H2320X310	FRM215/6,5
35/8	92,075	112	218	160	110	40	380	320	32	26	M24	180	70	14	23220..-K	H2320X310	FRM180/4,85
311/16	93,663	112	218	160	110	40	380	320	32	26	M24	180	70	14	1220-K	H220X311	FRM180/18
311/16	93,663	140	271	185	120	45	410	350	32	26	M24	215	86	15	1320-K	H320X311	FRM215/19,5
311/16	93,663	112	218	160	110	40	380	320	32	26	M24	180	70	14	20220-K	H220X311	FRM180/18
311/16	93,663	140	271	185	120	45	410	350	32	26	M24	215	86	15	20320-K	H320X311	FRM215/19,5
311/16	93,663	140	271	185	120	45	410	350	32	26	M24	215	86	15	21320..-K	H320X311	FRM215/19,5
311/16	93,663	112	218	160	110	40	380	320	32	26	M24	180	70	14	2220-K	H320X311	FRM180/12
311/16	93,663	112	218	160	110	40	380	320	32	26	M24	180	70	14	22220..-K	H320X311	FRM180/12
311/16	93,663	140	271	185	120	45	410	350	32	26	M24	215	86	15	22320..-K	H2320X311	FRM215/6,5
311/16	93,663	140	271	185	120	45	410	350	32	26	M24	215	86	15	2320-K	H2320X311	FRM215/6,5
311/16	93,663	112	218	160	110	40	380	320	32	26	M24	180	70	14	23220..-K	H2320X311	FRM180/4,85
33/4	95,25	125	242	175	120	45	410	350	32	26	M24	200	80	14	1222-K	H222X312	FRM200/21
33/4	95,25	150	298	185	130	50	450	390	35	28	M24	240	90	18	1322-K	H322X312	FRM240/20
33/4	95,25	125	242	175	120	45	410	350	32	26	M24	200	80	14	20222-K	H222X312	FRM200/21
33/4	95,25	150	298	185	130	50	450	390	35	28	M24	240	90	18	21322..-K	H322X312	FRM240/20
33/4	95,25	125	242	175	120	45	410	350	32	26	M24	200	80	14	22222-K	H322X312	FRM200/13,5
33/4	95,25	150	298	185	130	50	450	390	35	28	M24	240	90	18	22322..-K	H2322X312	FRM240/5
33/4	95,25	150	298	185	130	50	450	390	35	28	M24	240	90	18	2322-K	H2322X312	FRM240/5
33/4	95,25	125	242	175	120	45	410	350	32	26	M24	200	80	14	23222-K	H2322X312	FRM200/5,1

① Locating bearing. ② Non-locating bearing.

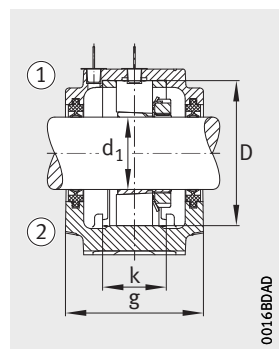
1) Housing with eye bolt.



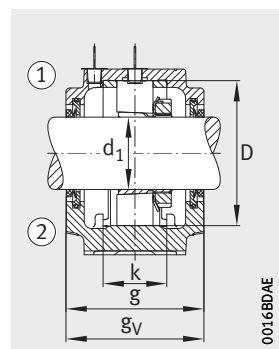
Double lip seal EDH
Cover EDKT



Felt seal EFS



Double lip seal EDH



V ring seal EDH

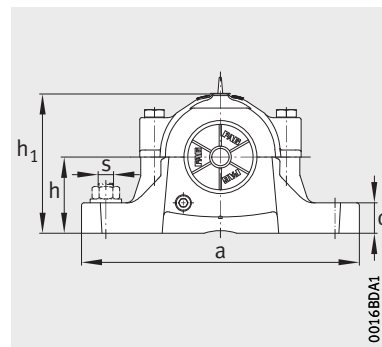
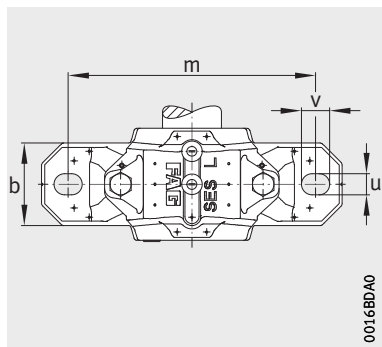
									Housing	
Double lip seal	Felt seal	Labyrinth seal		V ring seal		Taconite seal		Cover	Mass m ≈ kg	Designation
			g _L mm		g _V mm		g _T mm			
EDH520X310	EFS520X310	ETS520X310	176	EDV520X310	160	ETC520X310	230	EDK520-617	17,1	SES520-617-L
EDH620X310	EFS620X310	ETS620X310	199	EDV620X310	185	ETC620X310	240	EDK524-620	26,2	SES524-620-L ¹⁾
EDH520X310	EFS520X310	ETS520X310	176	EDV520X310	160	ETC520X310	230	EDK520-617	17,1	SES520-617-L
EDH620X310	EFS620X310	ETS620X310	199	EDV620X310	185	ETC620X310	240	EDK524-620	26,2	SES524-620-L ¹⁾
EDH620X310	EFS620X310	ETS620X310	199	EDV620X310	185	ETC620X310	240	EDK524-620	26,2	SES524-620-L ¹⁾
EDH520X310	EFS520X310	ETS520X310	176	EDV520X310	160	ETC520X310	230	EDK520-617	17,1	SES520-617-L
EDH520X310	EFS520X310	ETS520X310	176	EDV520X310	160	ETC520X310	230	EDK520-617	17,1	SES520-617-L
EDH620X310	EFS620X310	ETS620X310	199	EDV620X310	185	ETC620X310	240	EDK524-620	26,2	SES524-620-L ¹⁾
EDH620X310	EFS620X310	ETS620X310	199	EDV620X310	185	ETC620X310	240	EDK524-620	26,2	SES524-620-L ¹⁾
EDH520X310	EFS520X310	ETS520X310	176	EDV520X310	160	ETC520X310	230	EDK520-617	17,1	SES520-617-L
EDH520X310	EFS520X311	ETS520X311	176	EDV520X311	160	ETC520X311	230	EDK520-617	17,1	SES520-617-L
EDH620X310	EFS620X311	ETS620X311	199	EDV620X311	185	ETC620X311	240	EDK524-620	26,2	SES524-620-L ¹⁾
EDH520X310	EFS520X311	ETS520X311	176	EDV520X311	160	ETC520X311	230	EDK520-617	17,1	SES520-617-L
EDH620X310	EFS620X311	ETS620X311	199	EDV620X311	185	ETC620X311	240	EDK524-620	26,2	SES524-620-L ¹⁾
EDH620X310	EFS620X311	ETS620X311	199	EDV620X311	185	ETC620X311	240	EDK524-620	26,2	SES524-620-L ¹⁾
EDH520X310	EFS520X311	ETS520X311	176	EDV520X311	160	ETC520X311	230	EDK520-617	17,1	SES520-617-L
EDH520X310	EFS520X311	ETS520X311	176	EDV520X311	160	ETC520X311	230	EDK520-617	17,1	SES520-617-L
EDH620X310	EFS620X311	ETS620X311	199	EDV620X311	185	ETC620X311	240	EDK524-620	26,2	SES524-620-L ¹⁾
EDH620X310	EFS620X311	ETS620X311	199	EDV620X311	185	ETC620X311	240	EDK524-620	26,2	SES524-620-L ¹⁾
EDH520X310	EFS520X311	ETS520X311	176	EDV520X311	160	ETC520X311	230	EDK520-617	17,1	SES520-617-L
EDH522X312	EFS522X312	ETS522X312	191	EDV522X312	175	ETC522X312	250	EDK522-619	22,8	SES522-619-L
EDH522X312	EFS522X312	ETS522X312	196,5	EDV522X312	180,5	ETC522X312	255,5	EDK522-619	36,1	SES622-322-L ¹⁾
EDH522X312	EFS522X312	ETS522X312	191	EDV522X312	175	ETC522X312	250	EDK522-619	22,8	SES522-619-L
EDH522X312	EFS522X312	ETS522X312	196,5	EDV522X312	180,5	ETC522X312	255,5	EDK522-619	36,1	SES622-322-L ¹⁾
EDH522X312	EFS522X312	ETS522X312	191	EDV522X312	175	ETC522X312	250	EDK522-619	22,8	SES522-619-L
EDH522X312	EFS522X312	ETS522X312	196,5	EDV522X312	180,5	ETC522X312	255,5	EDK522-619	36,1	SES622-322-L ¹⁾
EDH522X312	EFS522X312	ETS522X312	196,5	EDV522X312	180,5	ETC522X312	255,5	EDK522-619	36,1	SES622-322-L ¹⁾
EDH522X312	EFS522X312	ETS522X312	191	EDV522X312	175	ETC522X312	250	EDK522-619	22,8	SES522-619-L

Plummer block housings

SES, split

For bearings with tapered bore and adapter sleeve

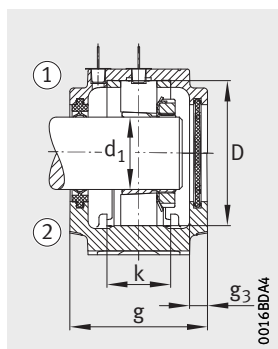
Inch size shaft



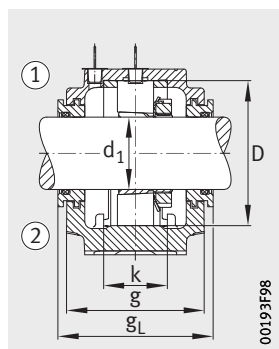
Dimension table (continued) · Dimensions in mm																	
Shaft		Housing Dimensions												Bearing and accessories			
d ₁		h	h ₁	g	b	c	a	m	v	u	s	D	k	g ₃	Bearing	Adapter sleeve	Locating ring
inch	mm																2 pieces
37/8	98,425	125	242	175	120	45	410	350	32	26	M24	200	80	14	1222-K	H222X314	FRM200/21
37/8	98,425	150	298	185	130	50	450	390	35	28	M24	240	90	18	1322-K	H322X314	FRM240/20
37/8	98,425	125	242	175	120	45	410	350	32	26	M24	200	80	14	20222-K	H222X314	FRM200/21
37/8	98,425	150	298	185	130	50	450	390	35	28	M24	240	90	18	21322..-K	H322X314	FRM240/20
37/8	98,425	125	242	175	120	45	410	350	32	26	M24	200	80	14	22222-K	H322X314	FRM200/13,5
37/8	98,425	150	298	185	130	50	450	390	35	28	M24	240	90	18	22322..-K	H2322X314	FRM240/5
37/8	98,425	150	298	185	130	50	450	390	35	28	M24	240	90	18	2322-K	H2322X314	FRM240/5
37/8	98,425	125	242	175	120	45	410	350	32	26	M24	200	80	14	23222-K	H2322X314	FRM200/5,1
315/16	100,013	125	242	175	120	45	410	350	32	26	M24	200	80	14	1222-K	H222X315	FRM200/21
315/16	100,013	150	298	185	130	50	450	390	35	28	M24	240	90	18	1322-K	H322X315	FRM240/20
315/16	100,013	125	242	175	120	45	410	350	32	26	M24	200	80	14	20222-K	H322X315	FRM200/13,5
315/16	100,013	150	298	185	130	50	450	390	35	28	M24	240	90	18	21322..-K	H322X315	FRM240/20
315/16	100,013	125	242	175	120	45	410	350	32	26	M24	200	80	14	2222-K	H322X315	FRM200/13,5
315/16	100,013	125	242	175	120	45	410	350	32	26	M24	200	80	14	22222..-K	H322X315	FRM200/13,5
315/16	100,013	125	242	175	120	45	410	350	32	26	M24	200	80	14	222S.315	–	FRM200/13,5
315/16	100,013	150	298	185	130	50	450	390	35	28	M24	240	90	18	22322..-K	H2322X315	FRM240/5
315/16	100,013	150	298	185	130	50	450	390	35	28	M24	240	90	18	2322-K	H2322X315	FRM240/5
315/16	100,013	125	242	175	120	45	410	350	32	26	M24	200	80	14	23222..-K	H2322X315	FRM200/5,1
4	101,6	125	242	175	120	45	410	350	32	26	M24	200	80	14	1222-K	H222X400	FRM200/21
4	101,6	150	298	185	130	50	450	390	35	28	M24	240	90	18	1322-K	H322X400	FRM240/20
4	101,6	125	242	175	120	45	410	350	32	26	M24	200	80	14	20222-K	H322X400	FRM200/13,5
4	101,6	150	298	185	130	50	450	390	35	28	M24	240	90	18	21322..-K	H322X400	FRM240/20
4	101,6	125	242	175	120	45	410	350	32	26	M24	200	80	14	2222-K	H322X400	FRM200/13,5
4	101,6	125	242	175	120	45	410	350	32	26	M24	200	80	14	22222..-K	H322X400	FRM200/13,5
4	101,6	125	242	175	120	45	410	350	32	26	M24	200	80	14	222S.400	–	FRM200/13,5
4	101,6	150	298	185	130	50	450	390	35	28	M24	240	90	18	22322..-K	H2322X400	FRM240/5
4	101,6	150	298	185	130	50	450	390	35	28	M24	240	90	18	2322-K	H2322X400	FRM240/5
4	101,6	125	242	175	120	45	410	350	32	26	M24	200	80	14	23222..-K	H2322X400	FRM200/5,1

① Locating bearing. ② Non-locating bearing.

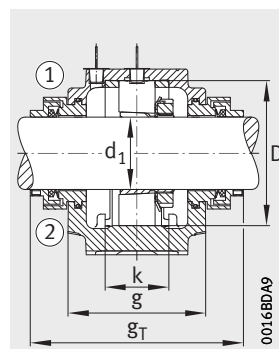
1) Housing with eye bolt.



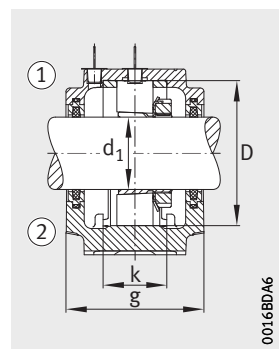
Double lip seal EDH
Cover EDK



Labyrinth seal ETS



Taconite seal ETC



Felt seal EFS

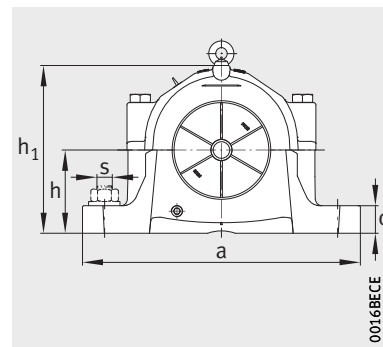
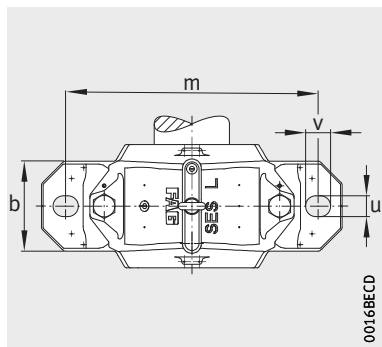
									Housing	
Double lip seal	Felt seal	Labyrinth seal		V ring seal		Taconite seal		Cover	Mass m ≈ kg	Designation
			gL mm		gv mm		gT mm			
EDH522X314	EFS522X314	ETS522X314	191	EDV522X314	175	ETC522X314	250	EDK522-619	22,8	SES522-619-L
EDH522X314	EFS522X314	ETS522X314	196,5	EDV522X314	180,5	ETC522X314	255,5	EDK522-619	36,1	SES622-322-L¹⁾
EDH522X314	EFS522X314	ETS522X314	191	EDV522X314	175	ETC522X314	250	EDK522-619	22,8	SES522-619-L
EDH522X314	EFS522X314	ETS522X314	196,5	EDV522X314	180,5	ETC522X314	255,5	EDK522-619	36,1	SES622-322-L¹⁾
EDH522X314	EFS522X314	ETS522X314	191	EDV522X314	175	ETC522X314	250	EDK522-619	22,8	SES522-619-L
EDH522X314	EFS522X314	ETS522X314	196,5	EDV522X314	180,5	ETC522X314	255,5	EDK522-619	36,1	SES622-322-L¹⁾
EDH522X314	EFS522X314	ETS522X314	196,5	EDV522X314	180,5	ETC522X314	255,5	EDK522-619	36,1	SES622-322-L¹⁾
EDH522X314	EFS522X314	ETS522X314	191	EDV522X314	175	ETC522X314	250	EDK522-619	22,8	SES522-619-L
EDH522-622	EFS522-622	ETS522-622	191	EDV522-622	175	ETC522-622	250	EDK522-619	22,8	SES522-619-L
EDH522-622	EFS522-622	ETS522-622	196,5	EDV522-622	180,5	ETC522-622	255,5	EDK522-619	36,1	SES622-322-L¹⁾
EDH522-622	EFS522-622	ETS522-622	191	EDV522-622	175	ETC522-622	250	EDK522-619	22,8	SES522-619-L
EDH522-622	EFS522-622	ETS522-622	196,5	EDV522-622	180,5	ETC522-622	255,5	EDK522-619	36,1	SES622-322-L¹⁾
EDH522-622	EFS522-622	ETS522-622	191	EDV522-622	175	ETC522-622	250	EDK522-619	22,8	SES522-619-L
EDH522-622	EFS522-622	ETS522-622	191	EDV522-622	175	ETC522-622	250	EDK522-619	22,8	SES522-619-L
EDH522-622	EFS522-622	ETS522-622	191	EDV522-622	175	ETC522-622	250	EDK522-619	22,8	SES522-619-L
EDH522-622	EFS522-622	ETS522-622	196,5	EDV522-622	180,5	ETC522-622	255,5	EDK522-619	36,1	SES622-322-L¹⁾
EDH522-622	EFS522-622	ETS522-622	196,5	EDV522-622	180,5	ETC522-622	255,5	EDK522-619	36,1	SES622-322-L¹⁾
EDH522-622	EFS522-622	ETS522-622	191	EDV522-622	175	ETC522-622	250	EDK522-619	22,8	SES522-619-L
EDH522-622	EFS522X400	ETS522X400	191	EDV522X400	175	ETC522X400	250	EDK522-619	22,8	SES522-619-L
EDH522-622	EFS522X400	ETS522X400	196,5	EDV522X400	180,5	ETC522X400	255,5	EDK522-619	36,1	SES622-322-L¹⁾
EDH522-622	EFS522X400	ETS522X400	191	EDV522X400	175	ETC522X400	250	EDK522-619	22,8	SES522-619-L
EDH522-622	EFS522X400	ETS522X400	196,5	EDV522X400	180,5	ETC522X400	255,5	EDK522-619	36,1	SES622-322-L¹⁾
EDH522-622	EFS522X400	ETS522X400	191	EDV522X400	175	ETC522X400	250	EDK522-619	22,8	SES522-619-L
EDH522-622	EFS522X400	ETS522X400	191	EDV522X400	175	ETC522X400	250	EDK522-619	22,8	SES522-619-L
EDH522-622	EFS522X400	ETS522X400	191	EDV522X400	175	ETC522X400	250	EDK522-619	22,8	SES522-619-L
EDH522-622	EFS522X400	ETS522X400	196,5	EDV522X400	180,5	ETC522X400	255,5	EDK522-619	36,1	SES622-322-L¹⁾
EDH522-622	EFS522X400	ETS522X400	196,5	EDV522X400	180,5	ETC522X400	255,5	EDK522-619	36,1	SES622-322-L¹⁾
EDH522-622	EFS522X400	ETS522X400	191	EDV522X400	175	ETC522X400	250	EDK522-619	22,8	SES522-619-L

Plummer block housings

SES, split

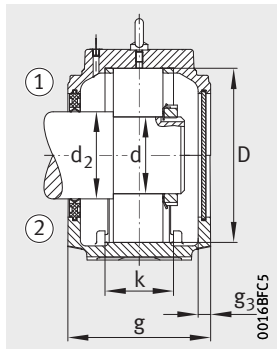
For bearings with tapered bore and adapter sleeve

Inch size shaft

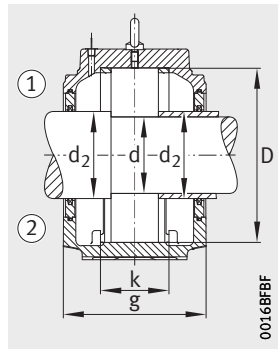


Dimension table (continued) · Dimensions in mm																		
Shaft		Housing Dimensions													Bearing and accessories			
		d ₁	h	h ₁	g	b	c	a	m	v	u	s	D	k	g ₃	Bearing	Adapter sleeve	Locating ring
inch	mm																	2 pieces
4 ³ / ₁₆	106,363	140	271	185	120	45	410	350	32	26	M24	215	86	15	20224...-K	H3024X403	FRM215/23	
4 ³ / ₁₆	106,363	160	321	190	160	60	530	450	42	35	M30	260	96	18	20324...-K	H3124X403	FRM260/20,5	
4 ³ / ₁₆	106,363	140	271	185	120	45	410	350	32	26	M24	215	86	15	22224...-K	H3124X403	FRM215/14	
4 ³ / ₁₆	106,363	140	271	185	120	45	410	350	32	26	M24	215	86	15	222S.403	–	FRM215/14	
4 ³ / ₁₆	106,363	160	321	190	160	60	530	450	42	35	M30	260	96	18	22324...-K	H2324X403	FRM260/5	
4 ³ / ₁₆	106,363	140	271	185	120	45	410	350	32	26	M24	215	86	15	23224...-K	H2324X403	FRM215/5	
4 ¹ / ₄	107,95	140	271	185	120	45	410	350	32	26	M24	215	86	15	20224...-K	H3024X404	FRM215/23	
4 ¹ / ₄	107,95	160	321	190	160	60	530	450	42	35	M30	260	96	18	20324...-K	H3124X404	FRM260/20,5	
4 ¹ / ₄	107,95	140	271	185	120	45	410	350	32	26	M24	215	86	15	22224...-K	H3124X404	FRM215/14	
4 ¹ / ₄	107,95	160	321	190	160	60	530	450	42	35	M30	260	96	18	22324...-K	H2324X404	FRM260/5	
4 ¹ / ₄	107,95	140	271	185	120	45	410	350	32	26	M24	215	86	15	23224...-K	H2324X404	FRM215/5	
4 ⁷ / ₁₆	112,713	150	290	190	130	50	445	380	35	28	M24	230	90	15	20226...-K	H3026X407	FRM230/25	
4 ⁷ / ₁₆	112,713	150	290	190	130	50	445	380	35	28	M24	230	90	15	22226...-K	H3126X407	FRM230/13	
4 ⁷ / ₁₆	112,713	150	290	190	130	50	445	380	35	28	M24	230	90	15	222S.407	–	FRM230/13	
4 ⁷ / ₁₆	112,713	150	290	190	130	50	445	380	35	28	M24	230	90	15	23226...-K	H2326X407	FRM230/5	
4 ¹ / ₂	114,3	150	290	190	130	50	445	380	35	28	M24	230	90	15	20226...-K	H3026X408	FRM230/25	
4 ¹ / ₂	114,3	150	290	190	130	50	445	380	35	28	M24	230	90	15	22226...-K	H3126X408	FRM230/13	
4 ¹ / ₂	114,3	150	290	190	130	50	445	380	35	28	M24	230	90	15	222S.408	–	FRM230/13	
4 ¹ / ₂	114,3	150	290	190	130	50	445	380	35	28	M24	230	90	15	23226...-K	H2326X408	FRM230/5	
4 ³ / ₄	120,65	150	290	190	130	50	445	380	35	28	M24	230	90	15	20226...-K	H3026X412	FRM230/25	
4 ³ / ₄	120,65	150	290	190	130	50	445	380	35	28	M24	230	90	15	22226...-K	H3126X412	FRM230/13	
4 ³ / ₄	120,65	150	290	190	130	50	445	380	35	28	M24	230	90	15	23226...-K	H2326X412	FRM230/5	

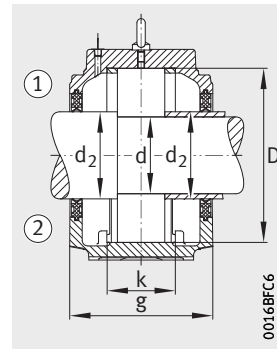
① Locating bearing. ② Non-locating bearing.



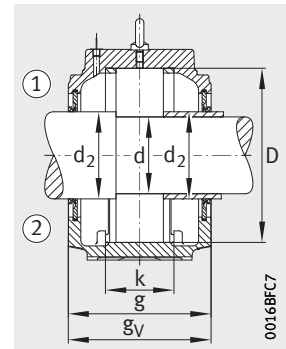
Double lip seal EDH
Cover EDKT



Felt seal EFS



Double lip seal EDH



V ring seal EDH

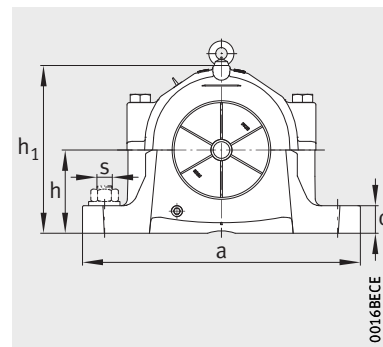
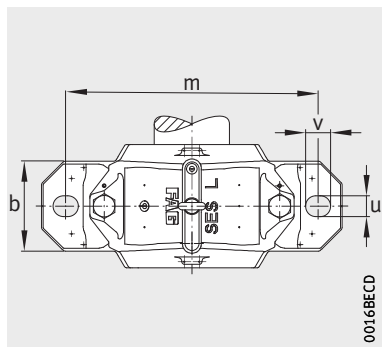
									Housing	
Double lip seal	Felt seal	Labyrinth seal		V ring seal		Taconite seal		Cover	Mass m ≈ kg	Designation
			g _L mm		g _V mm		g _T mm			
EDH524X403	EFS524X403	ETS524X403	199	EDV524X403	185	ETC524X403	260	EDK524-620	26,2	SES524-620-L
EDH524X403	EFS524X403	ETS524X403	201,5	EDV524X403	185	ETC524X403	262,5	EDK524-620	47,5	SES624-324-L
EDH524X403	EFS524X403	ETS524X403	199	EDV524X403	185	ETC524X403	260	EDK524-620	26,2	SES524-620-L
EDH524X403	EFS524X403	ETS524X403	199	EDV524X403	185	ETC524X403	260	EDK524-620	26,2	SES524-620-L
EDH524X403	EFS524X403	ETS524X403	201,5	EDV524X403	185	ETC524X403	262,5	EDK524-620	47,5	SES624-324-L
EDH524X403	EFS524X403	ETS524X403	199	EDV524X403	185	ETC524X403	260	EDK524-620	26,2	SES524-620-L
EDH524X403	EFS524X404	ETS524X404	199	EDV524X404	185	ETC524X404	260	EDK524-620	26,2	SES524-620-L
EDH524X403	EFS524X404	ETS524X404	201,5	EDV524X404	185	ETC524X404	262,5	EDK524-620	47,5	SES624-324-L
EDH524X403	EFS524X404	ETS524X404	199	EDV524X404	185	ETC524X404	260	EDK524-620	26,2	SES524-620-L
EDH524X403	EFS524X404	ETS524X404	201,5	EDV524X404	185	ETC524X404	262,5	EDK524-620	47,5	SES624-324-L
EDH524X403	EFS524X404	ETS524X404	199	EDV524X404	185	ETC524X404	260	EDK524-620	26,2	SES524-620-L
EDH526X407	EFS526X407	ETS526X407	207	EDV526X407	190	ETC526X407	265	EDK526	33,1	SES526-L
EDH526X407	EFS526X407	ETS526X407	207	EDV526X407	190	ETC526X407	265	EDK526	33,1	SES526-L
EDH526X407	EFS526X407	ETS526X407	207	EDV526X407	190	ETC526X407	265	EDK526	33,1	SES526-L
EDH526X407	EFS526X407	ETS526X407	207	EDV526X407	190	ETC526X407	265	EDK526	33,1	SES526-L
EDH526	EFS526	ETS526X408	207	EDV526	190	ETC526	265	EDK526	33,1	SES526-L
EDH526	EFS526	ETS526X408	207	EDV526	190	ETC526	265	EDK526	33,1	SES526-L
EDH526	EFS526	ETS526X408	207	EDV526	190	ETC526	265	EDK526	33,1	SES526-L
EDH526	EFS526	ETS526X408	207	EDV526	190	ETC526	265	EDK526	33,1	SES526-L
EDH526	EFS526X412	ETS526X412	207	EDV526X412	190	ETC526X412	265	EDK526	33,1	SES526-L
EDH526	EFS526X412	ETS526X412	207	EDV526X412	190	ETC526X412	265	EDK526	33,1	SES526-L
EDH526	EFS526X412	ETS526X412	207	EDV526X412	190	ETC526X412	265	EDK526	33,1	SES526-L

Plummer block housings

SES, split

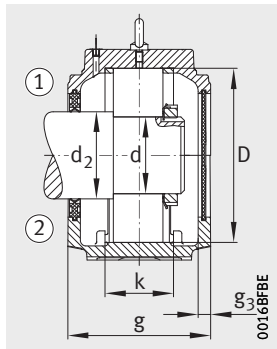
For bearings with tapered bore and adapter sleeve

Inch size shaft

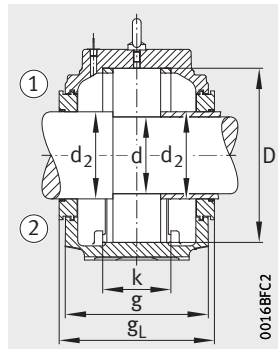


Dimension table (continued) · Dimensions in mm																	
Shaft d ₁		Housing Dimensions													Bearing and accessories		
		h	h ₁	g	b	c	a	m	v	u	s	D	k	g ₃	Bearing	Adapter sleeve	Locating ring
inch	mm																2 pieces
4 ¹⁵ / ₁₆	125,413	150	302	205	150	50	500	420	42	35	M30	250	98	15	20228..-K	H3028X415	FRM250/28
4 ¹⁵ / ₁₆	125,413	150	302	205	150	50	500	420	42	35	M30	250	98	15	22228..-K	H3128X415	FRM250/15
4 ¹⁵ / ₁₆	125,413	150	302	205	150	50	500	420	42	35	M30	250	98	15	222S.415	–	FRM250/15
4 ¹⁵ / ₁₆	125,413	150	302	205	150	50	500	420	42	35	M30	250	98	15	23228..-K	H2328X415	FRM250/5
5	127	150	302	205	150	50	500	420	42	35	M30	250	98	15	20228..-K	H3028X500	FRM250/28
5	127	150	302	205	150	50	500	420	42	35	M30	250	98	15	22228..-K	H3128X500	FRM250/15
5	127	150	302	205	150	50	500	420	42	35	M30	250	98	15	222S.500	–	FRM250/15
5	127	150	302	205	150	50	500	420	42	35	M30	250	98	15	23228..-K	H2328X500	FRM250/5
5 ³ / ₁₆	131,763	160	323	220	160	60	530	450	42	35	M30	270	106	15	20230..-K	H3030X503	FRM270/30,5
5 ³ / ₁₆	131,763	160	323	220	160	60	530	450	42	35	M30	270	106	15	22230..-K	H3130X503	FRM270/16,5
5 ³ / ₁₆	131,763	160	323	220	160	60	530	450	42	35	M30	270	106	15	222S.503	–	FRM270/16,5
5 ³ / ₁₆	131,763	160	323	220	160	60	530	450	42	35	M30	270	106	15	23230..-K	H2330X503	FRM270/5
5 ¹ / ₄	133,35	160	323	220	160	60	530	450	42	35	M30	270	106	15	20230..-K	H3030X504	FRM270/30,5
5 ¹ / ₄	133,35	160	323	220	160	60	530	450	42	35	M30	270	106	15	22230..-K	H3130X504	FRM270/16,5
5 ¹ / ₄	133,35	160	323	220	160	60	530	450	42	35	M30	270	106	15	23230..-K	H2330X504	FRM270/5
5 ⁷ / ₁₆	138,113	170	344	235	160	60	550	470	42	35	M30	290	114	15	20232..-K	H3032X507	FRM290/33
5 ⁷ / ₁₆	138,113	170	344	235	160	60	550	470	42	35	M30	290	114	15	22232..-K	H3132X507	FRM290/17
5 ⁷ / ₁₆	138,113	170	344	235	160	60	550	470	42	35	M30	290	114	15	222S.507	–	FRM290/17
5 ⁷ / ₁₆	138,113	170	344	235	160	60	550	470	42	35	M30	290	114	15	23232..-K	H2332X507	FRM290/5
5 ¹ / ₂	139,7	170	344	235	160	60	550	470	42	35	M30	290	114	15	20232..-K	H3032X508	FRM290/33
5 ¹ / ₂	139,7	170	344	235	160	60	550	470	42	35	M30	290	114	15	22232..-K	H3132X508	FRM290/17
5 ¹ / ₂	139,7	170	344	235	160	60	550	470	42	35	M30	290	114	15	222S.508	–	FRM290/17
5 ¹ / ₂	139,7	170	344	235	160	60	550	470	42	35	M30	290	114	15	23232..-K	H2332X508	FRM290/5

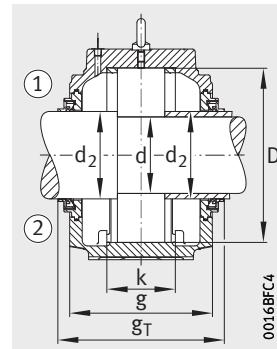
① Locating bearing. ② Non-locating bearing.



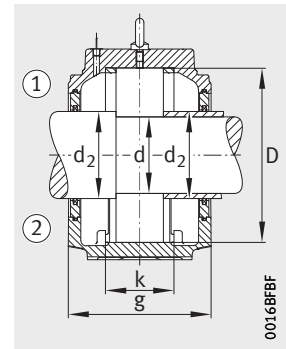
Double lip seal EDH
Cover EDK



Labyrinth seal ETS



Taconite seal ETC



Felt seal EFS

								Housing	
Double lip seal	Felt seal	Labyrinth seal		V ring seal		Taconite seal		Cover	Designation
			gL mm		gV mm		gT mm		
EDH528	EFS528	ETS528X415	222	EDV528	205	ETC528X415	285	EDK528	SES528-L
EDH528	EFS528	ETS528X415	222	EDV528	205	ETC528X415	285	EDK528	SES528-L
EDH528	EFS528	ETS528X415	222	EDV528	205	ETC528X415	285	EDK528	SES528-L
EDH528	EFS528	ETS528X415	222	EDV528	205	ETC528X415	285	EDK528	SES528-L
EDH528	EFS528X500	ETS528X500	222	EDV528X500	205	ETC528X500	285	EDK528	SES528-L
EDH528	EFS528X500	ETS528X500	222	EDV528X500	205	ETC528X500	285	EDK528	SES528-L
EDH528	EFS528X500	ETS528X500	222	EDV528X500	205	ETC528X500	285	EDK528	SES528-L
EDH528	EFS528X500	ETS528X500	222	EDV528X500	205	ETC528X500	285	EDK528	SES528-L
EDH530X503	EFS530X503	ETS530X503	237	EDV530X503	220	ETC530X503	295	EDK530	SES530-L
EDH530X503	EFS530X503	ETS530X503	237	EDV530X503	220	ETC530X503	295	EDK530	SES530-L
EDH530X503	EFS530X503	ETS530X503	237	EDV530X503	220	ETC530X503	295	EDK530	SES530-L
EDH530X503	EFS530X503	ETS530X503	237	EDV530X503	220	ETC530X503	295	EDK530	SES530-L
EDH530X504	EFS530X504	ETS530X504	237	EDV530X504	220	ETC530X504	295	EDK530	SES530-L
EDH530X504	EFS530X504	ETS530X504	237	EDV530X504	220	ETC530X504	295	EDK530	SES530-L
EDH530X504	EFS530X504	ETS530X504	237	EDV530X504	220	ETC530X504	295	EDK530	SES530-L
EDH532X507	EFS532X507	ETS532X507	252	EDV532X507	235	ETC532X507	315	EDK532	SES532-L
EDH532X507	EFS532X507	ETS532X507	252	EDV532X507	235	ETC532X507	315	EDK532	SES532-L
EDH532X507	EFS532X507	ETS532X507	252	EDV532X507	235	ETC532X507	315	EDK532	SES532-L
EDH532X507	EFS532X507	ETS532X507	252	EDV532X507	235	ETC532X507	315	EDK532	SES532-L
EDH532	EFS532	ETS532	252	EDV532	235	ETC532	315	EDK532	SES532-L
EDH532	EFS532	ETS532	252	EDV532	235	ETC532	315	EDK532	SES532-L
EDH532	EFS532	ETS532	252	EDV532	235	ETC532	315	EDK532	SES532-L
EDH532	EFS532	ETS532	252	EDV532	235	ETC532	315	EDK532	SES532-L



Schaeffler Technologies

AG & Co. KG

Georg-Schäfer-Straße 30

97421 Schweinfurt

Germany

www.schaeffler.de/en

info.de@schaeffler.com

In Germany:

Phone 0180 5003872

From other countries:

Phone +49 9721 91-0

All information has been carefully compiled and checked by us, but we cannot guarantee complete accuracy. We reserve the right to make corrections. Therefore, please always check whether more up-to-date or amended information is available. Printing, including excerpts, is only permitted with our permission.

© Schaeffler Technologies AG & Co. KG

TPI 247 / en-GB / DE / 2021-08