



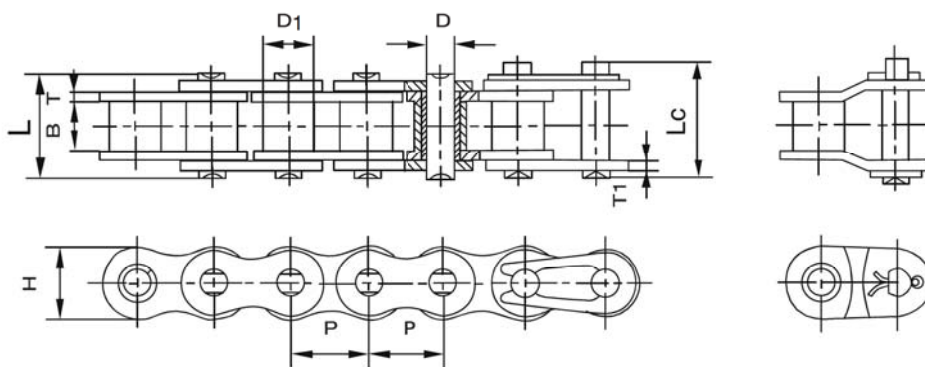
Cadenas

Stainless steel roller chains

Stainless steel double pitch chains

Non standard stainless steel conveyor chains

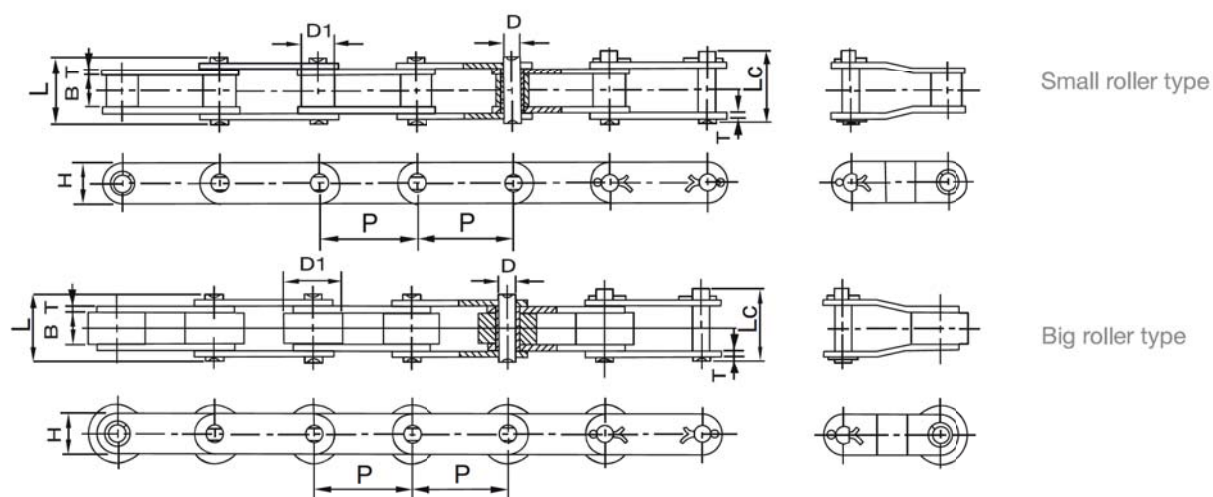
Stainless steel roller chains



Reference	Pitch	Inner width	Roller diameter	Pin diameter	Pin length		Plates width	Plates thickness	Breaking load	Weight per meter
DIN/ISO	P	B min	D1 max	D max	L max	Lc max	H max	T/T1 max	Q min	q
	mm	mm	mm	mm	mm	mm	mm	mm	KN	Kg/m
25SS*	6,350	3,18	3,30	2,31	7,9	8,4	6,00	0,8	2,5	0,15
35SS*	9,525	4,77	5,08	3,58	12,4	13,17	9,00	1,30	5,5	0,33
40SS	12,700	7,85	7,95	3,96	16,6	17,8	12,00	1,50	9,6	0,63
50SS	15,875	9,40	10,16	5,08	20,7	22,2	15,09	2,03	15,2	1,03
60SS	19,050	12,57	11,91	5,94	25,9	27,7	18,00	2,42	21,7	1,51
80SS	25,400	15,75	15,88	7,92	32,7	35,0	24,00	3,25	38,9	2,62
100SS	31,750	18,90	19,05	9,53	40,4	44,7	30,00	4,00	60,0	3,94
120SS	38,100	25,22	22,23	11,10	50,3	54,3	35,70	4,8	72,5	5,72
04BSS	6,000	2,80	4,00	1,85	6,80	7,8	5,00	0,60	2,0	0,11
05BSS	8,000	3,00	5,00	2,31	8,20	8,9	7,10	0,80	3,5	0,20
06BSS**	9,525	5,72	6,35	3,28	13,15	14,1	8,20	1,30	6,2	0,41
08BSS	12,700	7,75	8,51	4,45	16,7	18,2	11,80	1,60	12,0	0,70
10BSS	15,875	9,65	10,16	5,08	19,5	20,9	14,70	1,70	14,5	0,94
12BSS	19,050	11,68	12,07	5,72	22,5	24,2	16,00	1,85	18,5	1,16
16BSS	25,400	17,02	15,88	8,28	36,1	37,4	21,00	4,15/3,1	40,0	2,73
20BSS	31,750	19,56	19,05	10,19	41,3	45,0	26,40	4,5/3,5	59,0	3,73
24BSS	38,100	25,40	25,40	14,63	53,4	57,8	33,20	6,0/4,8	104,0	7,20
32BSS	50,8	30,99	29,21	17,81	66,0	71,0	42,00	7,0/6,0	150,0	10,22

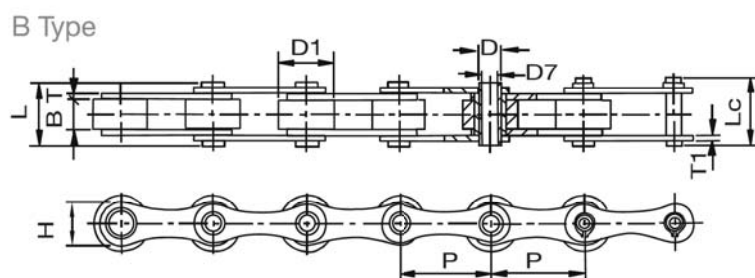
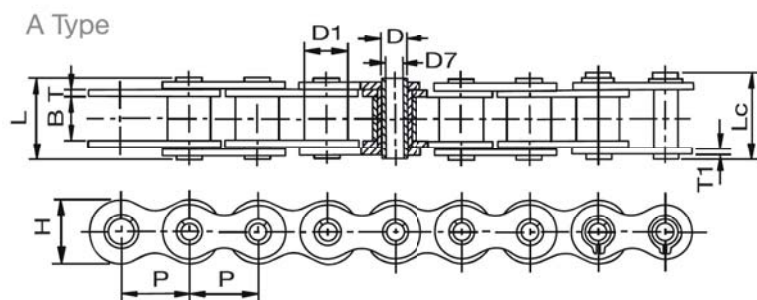
* Fixed bush chain ** Straight plate

Stainless steel double pitch chains



Reference	Pitch	Inner width	Roller diameter	Pin diameter	Pin length		Plates width	Plates thickness	Breaking load	Weight per meter
ASA	P	B min	D1 max	D max	L max	Lc max	H max	T max	Q min	q
	mm	mm	mm	mm	mm	mm	mm	mm	KN	Kg/m
C2040SS	25,40	7,85	7,95	3,96	16,6	17,8	12,0	1,50	9,6	0,51
C2042SS			15,88							0,85
C2040HSS	25,40	7,85	7,95	3,96	18,8	19,9	12,0	2,03	9,6	0,66
C2042HSS			15,88							0,99
C2050SS	31,75	9,40	10,16	5,08	20,7	22,2	15,0	2,03	15,2	0,79
C2052SS			19,05							1,29
C2060SS	38,10	12,57	11,91	5,94	25,9	27,7	18,0	2,42	21,7	1,13
C2062SS			22,23							1,63
C2060HSS	38,10	12,57	11,91	5,94	29,2	31,6	18,0	3,25	21,7	1,46
C2062HSS			22,23							2,10
C2080SS	50,80	15,75	15,88	7,92	32,7	36,5	24,0	3,25	38,9	2,11
C2082SS			28,58							3,16
C2080HSS	50,80	15,75	15,88	7,92	36,2	39,4	24,0	4,00	38,9	2,57
C2082HSS			28,58							3,63
C2100SS	63,50	18,90	19,05	9,53	40,4	44,7	30,0	4,00	60,0	3,05
C2102SS			39,67							4,89
C2100HSS	63,50	18,90	19,05	9,53	43,6	46,9	30,0	4,80	60,0	3,61
C2102HSS			39,67							5,45

Stainless steel hollow pin chains

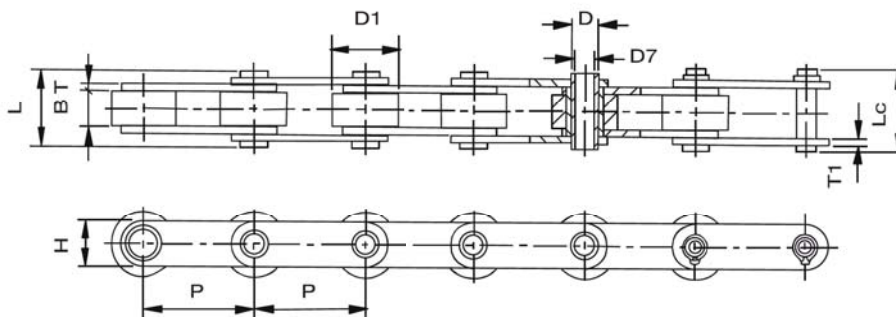


Stainless steel hollow pin roller chains

Reference	Pitch	Inner width	Roller diameter	Pin diameter		Length pin		Plates width	Plates thickness	Breaking load	Weight per meter	Type
	P	B min	D1 max	D max	D7 min	L max	Lc max	H max	T/T1 max	Q min	q	
	mm	mm	mm	mm	mm	mm	mm	mm	mm	KN	Kg/m	
40HPSS	12,700	7,85	7,95	5,63	4,00	16,50	17,60	12,00	1,50	7,70	0,55	A
50HPSS	15,875	9,40	10,16	7,03	5,13	20,70	21,90	15,09	2,03	14,0	0,92	A
60HPSS	19,050	12,70	11,91	8,31	6,00	25,80	26,80	18,00	2,42	16,8	1,31	A
80HPSS	25,400	15,75	15,88	11,40	8,05	32,50	33,80	24,00	3,25	35,0	2,29	A
08BHPSS	12,700	7,75	8,51	6,55	4,50	16,40	17,60	11,80	1,6/1,3	7,80	0,57	A
10BHPSS	15,875	9,65	10,16	7,02	5,13	19,5	20,5	14,7	1,7	11,9	0,86	A
12BHPSS	19,050	11,68	12,07	8,09	6	22,70	23,9	16,1	1,85	15,3	0,82	A
16BHPSS	25,400	17,02	15,88	11,5	8,2	35,3	37,0	23,2	4,0/3,1	36,7	2,26	A
70254HIS01	25,400	17,02	15,88	8,00	6,20	33,00	35,00	21,00	3,00	36,3	-	A
70254HIS04	25,400	8,00	16,00	6,00	4,20	19,20	20,70	12,00	2,00	8,8	-	B
70317HI002	31,750	11,00	20,00	7,00	4,20	23,00	24,50	16,50	2,00	16,5	-	B
70317HI004	31,750	19,56	19,05	10,20	6,20	40,00	42,00	26,00	4,00	55,0	-	A
70350HI000	35	16	20	14	10,2	32	34	26	3	29,7	-	B
70417HI000	41,750	20,5	17	11	8,2	36	38	22	3	26,4	-	B
70508HI000*	50,8	10	30	11,5	8,2	26,5	28,5	26	3	46,2	-	B
* Available with POM roller												

* Available with POM roller

Stainless steel hollow pin chains

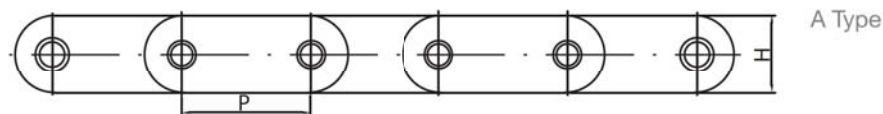


Stainless steel roller chains with straight plates and hollow pin

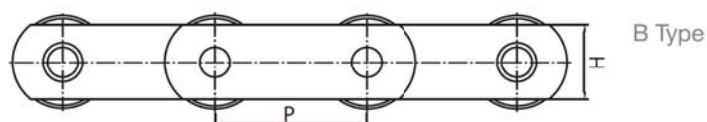
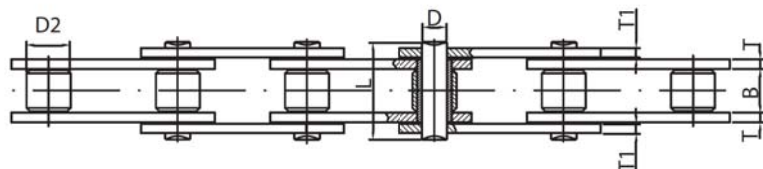
Reference	Pitch	Inner width	Roller diameter	Pin diameter		Pin length		Plates width	Plates thickness	Breaking load	Weight per meter
	P	B min	D1 max	D max	D7 min	L max	Lc max	H max	T/T1 max	Q min	q
	mm	mm	mm	mm	mm	mm	mm	mm	mm	KN	Kg/m
C2040HPSS**	25,4	7,85	7,95	5,63	4,00	16,5	17,6	12	1,5	7,7	0,47
C2050HPSS**	31,75	9,40	10,16	7,22	5,12	20,5	21,8	15	2,03	14,3	0,77
C2060HPSS**	38,1	12,70	11,91	8,31	6,00	25,8	26,8	17	2,42	16,8	1,03
C2080HPSS**	50,8	15,75	15,88	11,40	8,05	32,5	33,8	24	3,25	35,0	1,83
C2042HPSS	25,4	7,85	15,88	5,63	4,00	16,5	17,6	12	1,5	7,70	0,79
C2052HPSS	31,75	9,53	19,05	7,22	5,12	20,5	21,8	15	2,03	14,3	1,27
C2062HPSS	38,1	12,70	22,23	8,31	6,00	25,8	26,8	17	2,42	16,8	1,74
C2082HPSS	50,8	15,75	58,58	11,40	8,05	32,4	33,8	24	3,25	35,0	2,86
C2042H-HPSS	25,4	7,85	15,88	5,63	4,00	18,8	19,9	12	2,03	7,70	0,96
C2052H-HPSS	31,75	9,53	19,05	7,22	5,12	22,1	23,4	15	2,42	14,3	1,46
C2062H-HPSS	38,1	12,70	22,23	8,31	6,00	29,2	30,2	17	3,25	16,8	2,02
C2082H-HPSS	50,8	15,75	58,58	11,40	8,05	36,2	37,6	24	4	35,0	3,3
70254HIS06	25,4	9,53	10,16	7,20	5,1	20	21,5	16	2	13,2	-
70413HI000	41,3	14	30*	12,00	10,2	30,5	32	24	3	29,7	-
70500HI000	50	15	31	14	10,2	36	38	25	4	35,2	-
70500HI002	50	11,5	25	9	6,2	25	27	20	2,5	24,7	-
70800HI000	80	24	42/50	16	10,2	45,5	47,5	30	4	44	-
71000HI002	100	21	52	18	14,2	45	47	40	5/4	96,8	-

* POM roller ** Fixed bush

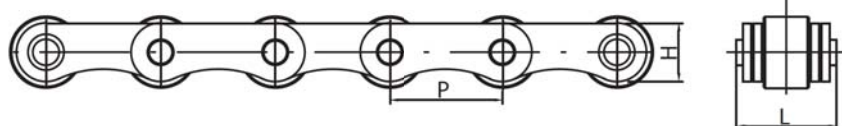
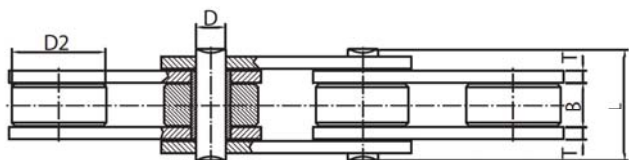
Non standard stainless steel conveyor chains



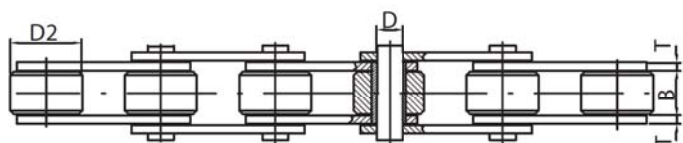
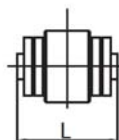
A Type



B Type



C Type

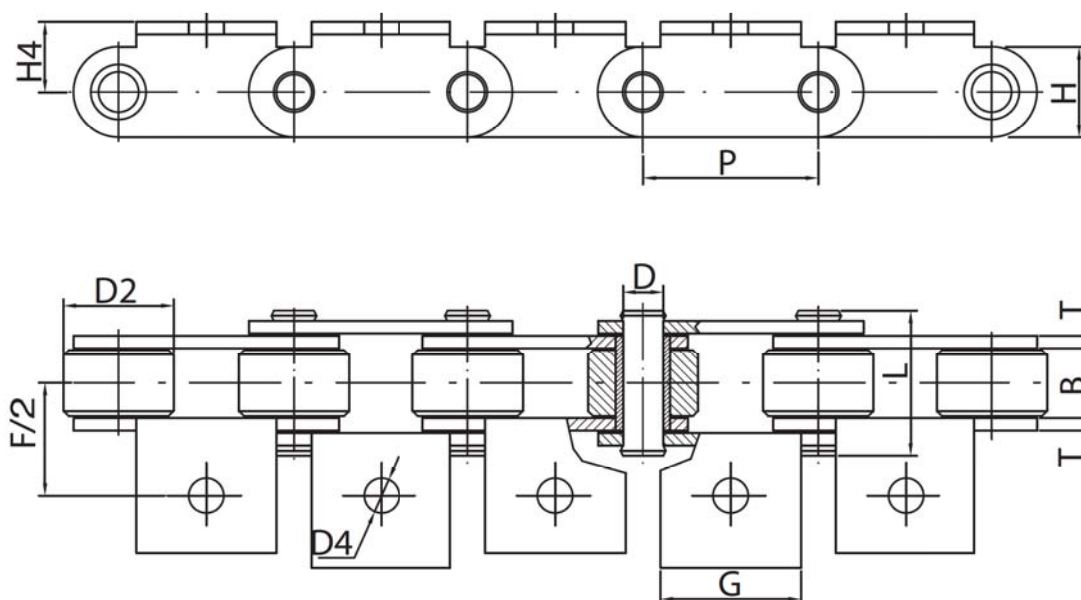


Conveyor chains

Yuk reference	Pitch	Inner width	Roller diameter	Plates		Pins		Breaking load	Type
	P	B min	D2	width	thickness	diameter	length	Q min	
	mm	mm	mm	mm	mm	mm	mm	KN	
70200LI001*	20	16	12	18	3	8	33	23,1	A
70254LI000	25,4	8	16	16	2	6	21	17,6	B
70350LI000**	35	14	22	18	2,5	8	29	19,3	B
70350LI003	35	16	14	18	2,5	8	31	19,3	A
70350LI004	35	14	14	18	2,5	8	29	19,3	A
70350LI005	35	16	20	18	2,5	8	29	19,3	B
70350LI008	35	15	22	19,5	2,5	8	29	23,4	C
70413LI000**	41,3	14	30	24	3	8	31	33	B
70413LI002	41,3	10	16	22	3	9	27	33	A
70413LI003	41,3	16	16	22	3	9	33	33	A
70414LI001	41,4	22,23	17,9	20	3,4/2,7	8,22	39,3	33	A
70500LI002	50	15	30	25	4	10	36	48,4	B
70500LI003	50	12	25	20	3	7,9	28	29,7	B
70600LI000	60	14	30	25	3	8	31	33	B
70600LI001	60	14	32	25	3	8	31	33	B
70630LI000**	63	16	25	19	3	8	33	26,4	B

* Fixed bush chain ** Available with POM roller

Non standard stainless steel conveyor chains

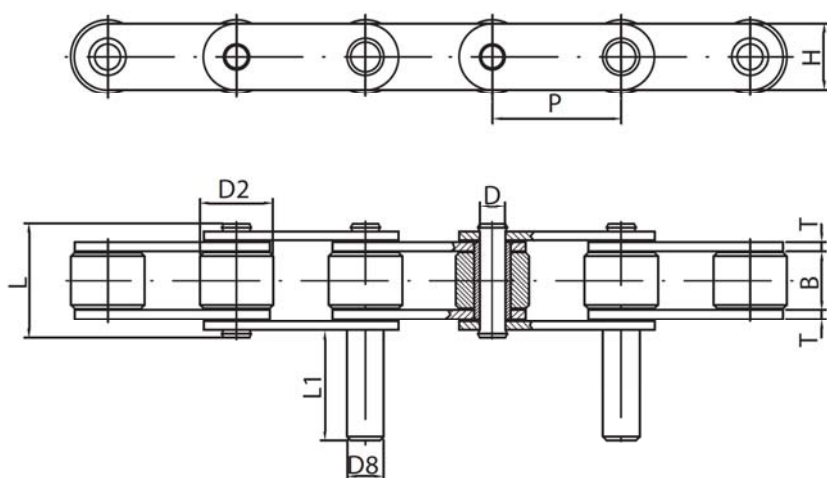


Conveyor chains with attachments

Yuk reference	Pitch	Inner width	Roller diameter	Plates		Pins		Attachments						Breaking load
	P	B min	D2	width	thickness	diameter	length	width	height	Distance of hole	Nº Holes	hole diameter	Pitches between attachments	Q min
	mm	mm	mm	mm	mm	mm	mm	mm	mm	mm		mm		KN
70350AI006*	35	14	22	18	2,5	8	29	24	14	22,5	1	7	4	19,3
70350AI008*	35	14	22	18	2,5	8	29	24	14	22,5	1	7	2	19,3
70350AI010*	35	14	22	18	2,5	8	29	24	14	22,5	1	7	1	19,3
70413AI008*	41,3	14	30	24	3	8	31	30	18	35,5	1	8,5	4	33,2
70413AI010*	41,3	14	30	24	3	8	31	30	18	35,5	1	8,5	2	33,2
70413AI012*	41,3	14	30	24	3	8	31	30	18	35,5	1	8,5	1	33,2
70700AI000	70	14	30	20	3	8	31	60	13,75	29,5	1	10	6	30

* Available with POM roller

Non standard stainless steel conveyor chains



T/P - Extended pin on every pitches
C/2 - Extended pin on every 2 pitches
For other measures upon request

Conveyor chains with extended pins

Yuk reference	Pitch	Inner width	Roller diameter	Plates		Pins		Extended pin		Breaking load	Type
	P	B min	D2	width	thickness	Diameter	length	diameter	length	Q min	
	mm	mm	mm	mm	mm	mm	mm	mm	mm	KN	
70350PI000	35	16	20	18	2,5	8	31	10	30	19,3	C/2
70350PI002	35	16	20	18	2,5	8	-	10	30	19,3	T/P
70350PI003	35	10	20	18	2,5	8	26	10	30	19,3	C/2
70413PI000	41,3	10	25	22	3	9	27	12	30	33	C/2
70413PI001	41,3	16	16	22	3	9	33	12	40	33	C/2
70500PI000	50	12	15	15	2,5	7	-	10	40	13,8	T/P
70750PI000	75	11	25	20	3	8	-	12	30	29,7	T/P